

# Introduction



*R Blends Artic Quickies™* is two photo-based products in one – a reproducible workbook and a CD-ROM - full of handy articulation fun sheets for the busy Speech-Language Pathologist. *R Blends Quickies™* takes the 28 *R Blends* photo-words found in the *R Blends Artic Photos Fun Deck®* published by Super Duper® Publications, combines them with 35 more bonus *R Blends* photo-words, and creates beautiful color and/or black and white activity pages.

This CD-ROM features:

- The identical 30 black and white activity pages found in the workbook, plus these same pages in **color**. You print out the version that is best for you!
- Six (6) bonus blank “master” articulation pages that allow you to make your own customized articulation pages.
- Five bonus awards.

Plus you can customize the names and dates on each worksheet as well as enter words on the master pages.



## 4-in-1 for BR

**Directions:** Read/say aloud each BR photo-word below. Then, play one of the suggested games. As you take each turn, follow the directions checked (✓) below.

- ☐ **Word:** Say each BR photo-word using your good BR sound.
- ☐ **Phrase:** Say each BR photo-word in the phrase “a \_\_\_ card.”
- ☐ **Sentence:** Say each BR photo-word in the sentence “I have a \_\_\_ card.”

**Tic-Tac-Toe** - Players mark BR photo-words with **X**'s and **O**'s. Three in a row wins!

**Lotto** - Helper calls out BR photo-words and player(s) cover(s) them with tokens/chips.

**Cards** - Cut out the BR photo-words. Use them as flashcards.

**Memory** - Make an extra copy, cut out photos, and play matching/memory games.



**bread**



**bride**



**broom**



**brownies**



**broccoli**



**breakfast**



**briefcase**



**brick**



**brush**

Name \_\_\_\_\_

Homework Helper \_\_\_\_\_

Date \_\_\_\_\_

**BR**

# Who Said That?

**Directions:** Read/say aloud each BR photo-word below. Read each statement in the middle and ask, “**Who said that?**” As you draw a line from each statement to the correct picture, follow the directions checked (✓) below.

- ☐ **Word:** Say each BR photo-word using your good BR sound.
- ☐ **Phrase:** Say each BR photo-word in the phrase “my \_\_\_\_.”
- ☐ **Sentence:** Say each BR photo-word in the sentence “\_\_\_\_ said that.”



**broom**

“I say, ‘I do.’”



**bread**

“I am the meal eaten in the morning.”



**bride**

“I get tangles out of hair.”



**brownies**

“I am used to make a sandwich.”



**brick**

“I sweep dirt.”



**breakfast**

“I am a chocolate dessert.”



**brush**

“I am used to build a house.”



**briefcase**

“I carry important papers.”

\_\_\_\_\_  
Name

\_\_\_\_\_  
Homework Helper



\_\_\_\_\_  
Date

**BR**

# Drive Over the Bridge

**Directions:** Read/say aloud each BR photo-word below. Then, cut them out. As you glue/tape or place each item in the bridge, follow the directions checked (✓) below.

- ☐ **Word:** Say each BR photo-word using your good BR sound.
- ☐ **Phrase:** Say each BR photo-word in the phrase “\_\_\_ over the bridge.”
- ☐ **Sentence:** Say each BR photo-word in the sentence “The \_\_\_ car is over the bridge.”



Name \_\_\_\_\_

Homework Helper \_\_\_\_\_

Date \_\_\_\_\_

**BR**



## 4-in-1 for DR

**Directions:** Read/say aloud each DR photo-word below. Then, play one of the suggested games. As you take each turn, follow the directions checked (✓) below.

- ☐ **Word:** Say each DR photo-word using your good DR sound.
- ☐ **Phrase:** Say each DR photo-word in the phrase “a \_\_\_ card.”
- ☐ **Sentence:** Say each DR photo-word in the sentence “I have a \_\_\_ card.”

**Tic-Tac-Toe** - Players mark DR photo-words with **X**'s and **O**'s. Three in a row wins!  
**Lotto** - Helper calls out DR photo-words and player(s) cover(s) them with tokens/chips.  
**Cards** - Cut out the DR photo-words. Use them as flashcards.  
**Memory** - Make an extra copy, cut out photos, and play matching/memory games.



**dress**



**drummer**



**drink**



**drain**



**dragonfly**



**drill**



**dryer**



**drapes**



**drawer**

Name \_\_\_\_\_

Homework Helper \_\_\_\_\_


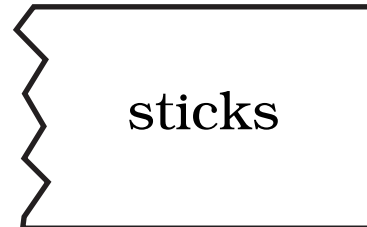
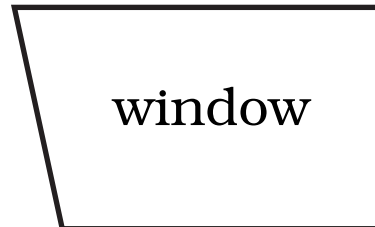

Date \_\_\_\_\_

**DR**

# DR Puzzle Crossover

**Directions:** Read/say aloud each DR photo-word. As you draw a line from each photo-word to the word on the right that goes with it, follow the directions checked (✓) below.

- ☐ **Word:** Say each DR photo-word using your good DR sound.
- ☐ **Phrase:** Say each DR photo-word in the phrase “\_\_\_ puzzle.”
- ☐ **Sentence:** Say each DR photo-word in the sentence “I matched the \_\_\_ puzzle.”



Name \_\_\_\_\_

Homework Helper \_\_\_\_\_

Date \_\_\_\_\_

**DR**

# Missing Vowel for DR

**Directions:** Read/say aloud each DR photo-word below. As you spell each word correctly by writing a vowel in the blank, follow the directions checked (✓) below.

- ☐ **Word:** Say each DR photo-word using your good DR sound.
- ☐ **Phrase:** Say each DR photo-word in the phrase “vowel in \_\_\_\_.”
- ☐ **Sentence:** Say each DR photo-word in the sentence “I found a missing vowel in \_\_\_\_.”



dr\_\_ll



dr\_\_mmer



dr\_\_pes



dr\_\_nk



drag\_\_nfly



dra\_\_n



dr\_\_ss



dry\_\_r

Name \_\_\_\_\_

Homework Helper \_\_\_\_\_

Date \_\_\_\_\_

**DR**

# 4-in-1 for FR

**Directions:** Read/say aloud each FR photo-word below. Then, play one of the suggested games. As you take each turn, follow the directions checked (✓) below.

- ☐ **Word:** Say each FR photo-word using your good FR sound.
- ☐ **Phrase:** Say each FR photo-word in the phrase “a \_\_\_ card.”
- ☐ **Sentence:** Say each FR photo-word in the sentence “I have a \_\_\_ card.”

**Tic-Tac-Toe** - Players mark FR photo-words with **X**'s and **O**'s. Three in a row wins!

**Lotto** - Helper calls out FR photo-words and player(s) cover(s) them with tokens/chips.

**Cards** - Cut out the FR photo-words. Use them as flashcards.

**Memory** - Make an extra copy, cut out photos, and play matching/memory games.



**fries**



**frosting**



**frog**



**frame**



**freezer**




**frying pan**



**fruit**



**friends**



**French toast**

Name \_\_\_\_\_

Homework Helper \_\_\_\_\_

Date \_\_\_\_\_


**FR**

# FR Listen and Follow

**Directions:** Read/say aloud each FR photo-word below. Use the photo-words for clues. As you answer each question, follow the directions checked (✓) below.

- ☐ **Word:** Say each FR photo-word using your good FR sound.
- ☐ **Phrase:** Say each FR photo-word answer in the phrase “the \_\_\_\_.”
- ☐ **Sentence:** Say each FR photo-word answer in the sentence “\_\_\_\_ does.”

1. What keeps food cold? (Circle it.)
2. What comes with syrup? (Underline it.)
3. What hops from lily pad to lily pad? (Draw a square around it.)
4. What holds a picture? (Draw an X on it.)
5. What cooks an egg? (Draw a star on it.)
6. What tops a cake? (Draw a line through it.)



**French toast**



**frosting**



**frog**



**frame**



**freezer**



**frying pan**

Name \_\_\_\_\_

Homework Helper \_\_\_\_\_

Date \_\_\_\_\_

**FR**



# Secret FR Word

**Directions:** Read/say aloud each FR photo-word below. Using the Word Bank for clues, complete each sentence. As you write each answer, follow the directions checked (✓) below. Then, write and say the Secret Word.

- ☐ **Word:** Say each FR photo-word using your good FR sound.
- ☐ **Phrase:** Say each FR photo-word in the phrase "secret \_\_\_."
- ☐ **Sentence:** Say each FR photo-word as you read each complete sentence.

## Word Bank




**frog**



**fries**



**frying pan**



**French toast**



**freezer**



**frame**

Answer key on page 38

1. We eat ketchup on our  1 \_\_\_\_\_ .
2. He put his picture in a  2  3 \_\_\_\_\_ .
3. The  4 \_\_\_\_\_ kissed the princess.
4. He cooked the food in the  5 \_\_\_\_\_  6 \_\_\_\_\_ .
5. Micah ate syrup on his  7  8 \_\_\_\_\_ .
6. Ice cream is kept in the  9 \_\_\_\_\_ .

**Secret Word:**

1	2	3	4	5	6	7	8	9

Name \_\_\_\_\_

Homework Helper \_\_\_\_\_

Date \_\_\_\_\_

**FR**

## 4-in-1 for GR

**Directions:** Read/say aloud each GR photo-word below. Then, play one of the suggested games. As you take each turn, follow the directions checked (✓) below.

- ☐ **Word:** Say each GR photo-word using your good GR sound.
- ☐ **Phrase:** Say each GR photo-word in the phrase “a \_\_\_ card.”
- ☐ **Sentence:** Say each GR photo-word in the sentence “I have a \_\_\_ card.”

**Tic-Tac-Toe** - Players mark GR photo-words with **X**'s and **O**'s. Three in a row wins!

**Lotto** - Helper calls out GR photo-words and player(s) cover(s) them with tokens/chips.

**Cards** - Cut out the GR photo-words. Use them as flashcards.

**Memory** - Make an extra copy, cut out photos, and play matching/memory games.



**groom**



**grill**



**grapes**



**groceries**



**grasshopper**




**graduate**



**grizzly bear**



**grandfather**



**grapefruit**

Name \_\_\_\_\_

Homework Helper \_\_\_\_\_

Date \_\_\_\_\_

**GR**

# Go-Together GR Match-Ups

**Directions:** Read/say aloud each GR photo-word on the left. Then find the words that “Go Together.” Draw a line from the photo-word in column “A” to the word in column “B” that goes together best. As you draw each line, follow the directions checked (✓) below.

- ☐ **Word:** Say each GR photo-word using your good GR sound.
- ☐ **Phrase:** Say each GR photo-word in the phrase “\_\_\_\_\_ and \_\_\_\_\_.”  
A word B word
- ☐ **Sentence:** Say each GR photo-word in the sentence “I drew a line from \_\_\_\_\_ to \_\_\_\_\_.”  
A word B word

**A**

**B**



groom

growl



groceries

vine



grapes

school



grizzly bear

bride



graduate

coals



grill

cart

Name \_\_\_\_\_


Homework Helper \_\_\_\_\_

Date \_\_\_\_\_

**GR**

# GR Paper Chain

**Directions:** Read/say aloud each GR photo-word below. Cut out the word strips. Turn them face down. Pick up a strip, and follow the directions checked (✓) below. When you are done, staple/glue the strips together to make a chain link.



- ☐ **Word:** Say each GR photo-word using your good GR sound.
- ☐ **Phrase:** Say each GR photo-word in the phrase “\_\_\_ chain.”
- ☐ **Sentence:** Say each GR photo-word in the sentence “\_\_\_ is/are on my chain.”

Glue	grapefruit		Glue
Glue	groceries		Glue
Glue	grasshopper		Glue
Glue	grandfather		Glue
Glue	groom		Glue
Glue	grizzly bear		Glue

Name \_\_\_\_\_

Homework Helper \_\_\_\_\_

Date \_\_\_\_\_

**GR**

## 4-in-1 for KR

**Directions:** Read/say aloud each KR photo-word below. Then, play one of the suggested games. As you take each turn, follow the directions checked (✓) below.

- ☐ **Word:** Say each KR photo-word using your good KR sound.
- ☐ **Phrase:** Say each KR photo-word in the phrase “a \_\_\_ card.”
- ☐ **Sentence:** Say each KR photo-word in the sentence “I have a \_\_\_ card.”

**Tic-Tac-Toe** - Players mark KR photo-words with **X**'s and **O**'s. Three in a row wins!

**Lotto** - Helper calls out KR photo-words and player(s) cover(s) them with tokens/chips.

**Cards** - Cut out the KR photo-words. Use them as flashcards.

**Memory** - Make an extra copy, cut out photos, and play matching/memory games.



**crayons**



**crab**



**crown**




**crib**



**cradle**



**cricket**



**cracker**



**crumbs**



**crowd**

Name \_\_\_\_\_

Homework Helper \_\_\_\_\_

Date \_\_\_\_\_

**KR**



# KR Analogies

**Directions:** Read/say aloud each KR photo-word below. Read each analogy and fill in the correct answer from the Word Bank. Then, follow the directions checked (✓) below.


- ☐ **Word:** Say each KR photo-word using your good KR sound.
- ☐ **Phrase:** Say each KR photo-word in the phrase “is to \_\_\_\_.”
- ☐ **Sentence:** Read each complete sentence below.

1. Walls are to paint as paper is to \_\_\_\_\_.
2. Roar is to lion as chirp is to \_\_\_\_\_.
3. Bicycler is to helmet as queen is to \_\_\_\_\_.
4. Mom is to bed as baby is to \_\_\_\_\_.
5. Dip is to chip as peanut butter is to \_\_\_\_\_.
6. Jungle is to elephant as ocean is to \_\_\_\_\_.
7. Animals are to herd as people are to \_\_\_\_\_.
8. Puzzle is to pieces as cookie is to \_\_\_\_\_.

## Word Bank



**crown**



**cracker**



**crayons**



**crowd**



**crumbs**



**cricket**



**crab**



**crib**

Answer key on page 38

Name \_\_\_\_\_

Homework Helper \_\_\_\_\_

Date \_\_\_\_\_

**KR**

# KR Crossword Fun

**Directions:** Read/say aloud each KR photo-word below. Use the words and the clues to complete the crossword puzzle. Then, follow the directions checked (✓) below.

- ☐ **Word:** Say each KR photo-word using your good KR sound.
- ☐ **Phrase:** Say each KR photo-word in the phrase “\_\_\_ answer.”
- ☐ **Sentence:** Say each KR photo-word in the sentence “My answer is \_\_\_.”



**crown**




**crumbs**



**crowd**




**crayons**



**cracker**



**cradle**



## Down

1. A large group of people.
2. Worn by a king.
3. Eaten with cheese.

## Across

4. An infant's bed.
5. A box of \_\_\_\_\_.
6. Small pieces of food.

Answer key on page 38

Name \_\_\_\_\_

Homework Helper \_\_\_\_\_

Date \_\_\_\_\_

**KR**

# 4-in-1 for PR

**Directions:** Read/say aloud each PR photo-word below. Then, play one of the suggested games. As you take each turn, follow the directions checked (✓) below.

- ☐ **Word:** Say each PR photo-word using your good PR sound.
- ☐ **Phrase:** Say each PR photo-word in the phrase “a \_\_\_ card.”
- ☐ **Sentence:** Say each PR photo-word in the sentence “I have a \_\_\_ card.”

**Tic-Tac-Toe** - Players mark PR photo-words with **X**'s and **O**'s. Three in a row wins!

**Lotto** - Helper calls out PR photo-words and player(s) cover(s) them with tokens/chips.

**Cards** - Cut out the PR photo-words. Use photos as flashcards.

**Memory** - Make an extra copy, cut out photos, and play matching/memory games.



prize



prunes



price tag



professor



pregnant



princess



printer



pretzel



present

Name \_\_\_\_\_

Homework Helper \_\_\_\_\_

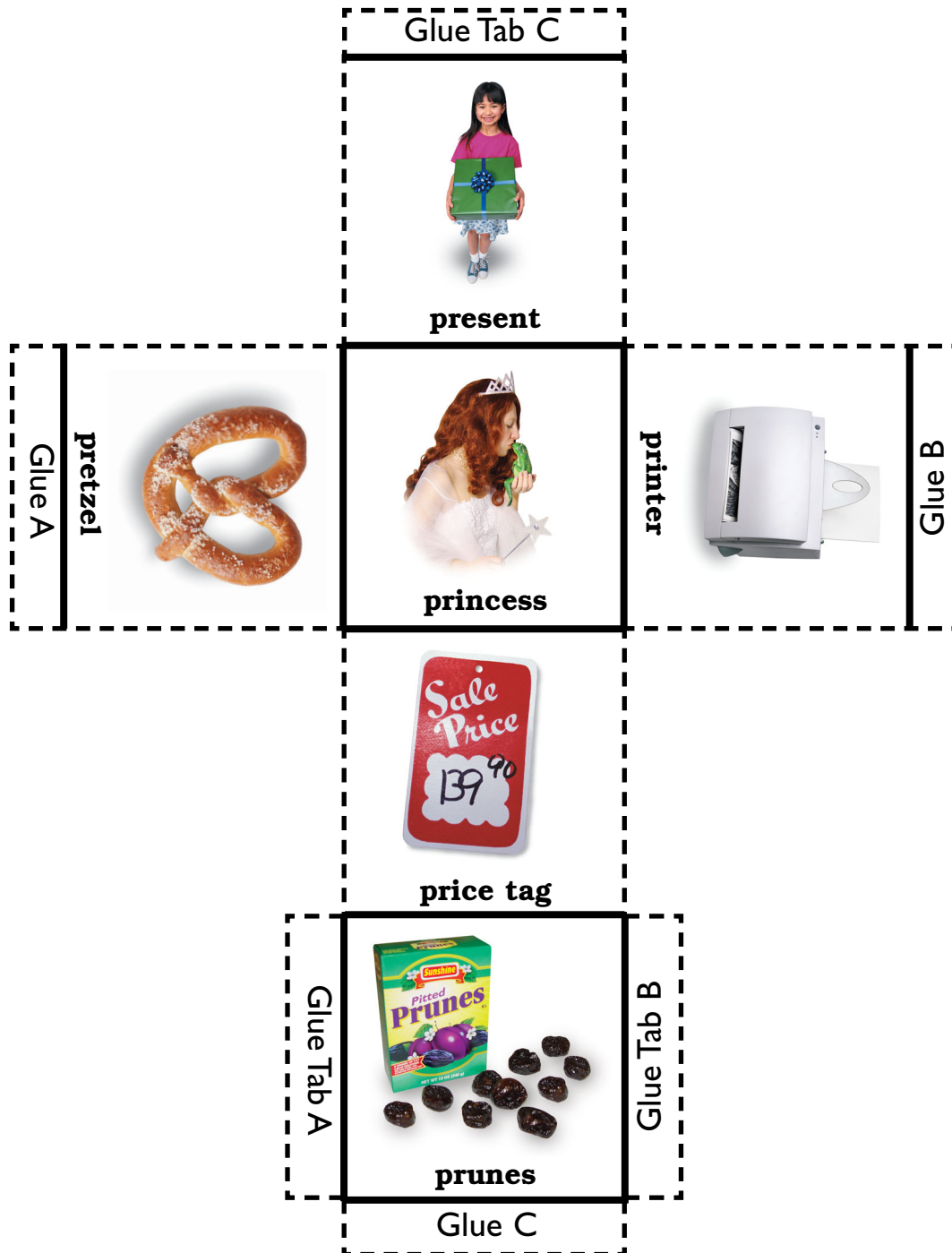
Date \_\_\_\_\_

**PR**

# Toss the PR Cube

**Directions:** Read/say aloud each PR photo-word below. Assemble the cube: Glue onto construction paper if desired. Cut along the dotted lines. Fold on solid lines and glue. To play, toss the cube. As it lands with a photo-word face up, follow the directions checked (✓) below.

- ☐ **Word:** Say each PR photo-word using your good PR sound.
- ☐ **Phrase:** Say each PR photo-word in the phrase “\_\_\_ side.”
- ☐ **Sentence:** Say each PR photo-word in the sentence “It landed on \_\_\_.”



Name \_\_\_\_\_

Homework Helper \_\_\_\_\_

Date \_\_\_\_\_

**PR**

## Word in a PR Word

**Directions:** Read/say aloud each PR photo-word below. Then, read the clues and find a word inside each photo-word (sunflower-low). As you write the “inside” word on each line, follow the directions checked (✓) below.

- ☐ **Word:** Say each PR photo-word using your good PR sound.
- ☐ **Phrase:** Say each PR photo-word in the phrase “(inside word) in \_\_\_\_\_”
- ☐ **Sentence:** Say each PR photo-word in the sentence “I found (inside word) in \_\_\_\_\_.”

1.  Past tense of send. \_\_\_\_\_

**present**

2.  This rhymes with lint. \_\_\_\_\_


**printer**

3.  Put this in your drink to keep it cold. \_\_\_\_\_

**price tag**

4.  This rhymes with sun. \_\_\_\_\_

**prunes**

5.  The opposite of out. \_\_\_\_\_

**princess**

6.  A small insect that builds a house from sand. \_\_\_\_\_

**pregnant**

Answer key on page 38

Name \_\_\_\_\_

Homework Helper \_\_\_\_\_

Date \_\_\_\_\_

**PR**



# 4-in-1 for TR

**Directions:** Read/say aloud each TR photo-word below. Then, play one of the suggested games. As you take each turn, follow the directions checked (✓) below.

- ☐ **Word:** Say each TR photo-word using your good TR sound.
- ☐ **Phrase:** Say each TR photo-word in the phrase “a \_\_\_ card.”
- ☐ **Sentence:** Say each TR photo-word in the sentence “I have a \_\_\_ card.”

**Tic-Tac-Toe** - Players mark TR photo-words with **X**'s and **O**'s. Three in a row wins!

**Lotto** - Helper calls out TR photo-words and player(s) cover(s) them with tokens/chips.

**Cards** - Cut out the TR photo-words. Use photos as flashcards.

**Memory** - Make an extra copy, cut out photos, and play matching/memory games.



**tricycle**



**truck**



**trumpet**



**trash can**



**train**



**tree**



**triangle**



**trophy**



**treasure**

\_\_\_\_\_  
Name

\_\_\_\_\_  
Homework Helper

\_\_\_\_\_  
Date

**TR**

# TR Word Search

**Directions:** Read/say aloud each TR photo-word below. Complete each phrase below, using the photo-words for clues. As you find and circle each answer in the puzzle, follow the directions checked (✓) below.

- ☐ **Word:** Say each TR photo-word using your good TR sound.
- ☐ **Phrase:** Say each TR photo-word in the phrase "find \_\_\_\_\_."
- ☐ **Sentence:** Say each TR photo-word in the sentence "I found the \_\_\_\_\_."




**treasure**



**tree**



**trumpet**



**triangle**



**trash can**



**truck**



**tricycle**



**trophy**



Answer key on page 32

- Peddle the \_\_\_\_\_.
- Win the \_\_\_\_\_.
- Blow the \_\_\_\_\_.
- Find the buried \_\_\_\_\_.
- Drive the \_\_\_\_\_.
- Climb the \_\_\_\_\_.
- Put the lid on the \_\_\_\_\_.
- Circle, square, and \_\_\_\_\_.

Name \_\_\_\_\_

Homework Helper \_\_\_\_\_


Date \_\_\_\_\_

TR

# TR Mirror Image

**Directions:** Hold this page up to a mirror. Read aloud the words that appear. As you write each word correctly on the line, follow the directions checked (✓) below.

- ☐ **Word:** Say each TR photo-word using your good TR sound.
- ☐ **Phrase:** Say each TR photo-word in the phrase “see \_\_\_\_.”
- ☐ **Sentence:** Say each TR photo-word in the sentence “I see a \_\_\_\_.”



triangle

triangle

triangle

triangle

triangle

triangle

triangle

triangle

triangle



trumpet



train



truck

truck

truck

truck

truck

truck



treasure

treasure

treasure

treasure

treasure

treasure

treasure

treasure



trophy

trophy

trophy

trophy

trophy

trophy



tree

tree

tree

tree

tree

tree



trash can

trash can

trash can

trash can

trash can

trash can

trash can

trash can

Name \_\_\_\_\_

Homework Helper \_\_\_\_\_

Date \_\_\_\_\_

TR

## 4-in-1 for R Blends

**Directions:** Read/say aloud each R Blend photo-word below. Then, play one of the suggested games. As you take each turn, follow the directions checked (✓) below.

- ☐ **Word:** Say each R Blend photo-word using your good R Blend sound.
- ☐ **Phrase:** Say each R Blend photo-word in the phrase “a \_\_\_ card.”
- ☐ **Sentence:** Say each R Blend photo-word in the sentence “I have a \_\_\_ card.”

**Tic-Tac-Toe** - Players mark R Blend photo-words with **X**'s and **O**'s. Three in a row wins!

**Lotto** - Helper calls out R Blend photo-words and player(s) cover(s) them with tokens/chips.

**Cards** - Cut out the R Blend photo-words. Use photos as flashcards.

**Memory** - Make an extra copy, cut out photos, and play matching/memory games.



**broom**



**fries**



**groceries**



**crayons**



**dress**



**princess**



**tree**



**grapes**



**crumbs**

Name \_\_\_\_\_

Homework Helper \_\_\_\_\_

Date \_\_\_\_\_

**R Blends  
Combo**

# R Blends Rhyme Time

**Directions:** Read/say aloud each R Blend photo-word below. Then, next to each word listed below, write the rhyming photo-word. As you write, follow the directions checked (✓) below.

- ☐ **Word:** Say each R Blend photo-word using your good R Blend sound.
- ☐ **Phrase:** Say each R Blend photo-word in the phrase “\_\_\_ and (rhyming word).”
- ☐ **Sentence:** Say each R Blend photo-word in the sentence “\_\_\_ rhymes with (rhyming word).”

## Word Bank



**truck**



**prunes**



**grill**



**frog**



**brick**



**frame**



**crown**

1. game \_\_\_\_\_

5. drill \_\_\_\_\_

2. dunes \_\_\_\_\_

6. down \_\_\_\_\_

3. lick \_\_\_\_\_

7. luck \_\_\_\_\_

4. log \_\_\_\_\_

\_\_\_\_\_  
Name

\_\_\_\_\_  
Homework Helper

\_\_\_\_\_  
Date

**R Blends  
Combo**



# R Blends Classify It

**Directions:** Read/say aloud each R Blend photo-word below. As you write an I below the insects and an F below the food, follow the directions checked (✓) below.

- ☐ **Word:** Say each R Blend photo-word using your good R Blend sound.
- ☐ **Phrase:** Say each R Blend photo-word in the phrase “my \_\_\_\_.”
- ☐ **Sentence:** Say each R Blend photo-word in the sentence “My \_\_\_\_ is/are in the right category.”

I	F
<b>Insect</b>	<b>Food</b>



**brownies**

\_\_\_\_\_




**dragonfly**

\_\_\_\_\_



**cricket**

\_\_\_\_\_



**cracker**

\_\_\_\_\_



**fruit**

\_\_\_\_\_



**grasshopper**

\_\_\_\_\_

Name \_\_\_\_\_

Homework Helper \_\_\_\_\_

Date \_\_\_\_\_

**R Blends  
Combo**

## Box One R Blend

**Directions:** Read/say aloud each R Blend photo-word below. Then, read each statement. As you draw a box around each correct answer, follow the directions checked (✓) below.

- ☐ **Word:** Say each R Blend photo-word using your good R Blend sound.
- ☐ **Phrase:** Say each R Blend photo-word in the phrase “the \_\_\_\_.”
- ☐ **Sentence:** Say each R Blend photo-word in the sentence “It is the \_\_\_\_.”

1. Draw a box around the one that plugs in the wall.



**dryer**




**brush**

2. Draw a box around the one that is eaten with syrup.



**grapes**



**French toast**

3. Draw a box around the one that has students.




**groom**



**professor**

4. Draw a box around the one that has three sides.



**triangle**



**frame**

5. Draw a box around the one that comes in a loaf.



**crayons**



**bread**

Name \_\_\_\_\_

Homework Helper \_\_\_\_\_

Date \_\_\_\_\_

**R Blends  
Combo**

## R Blends Mix-up

**Directions:** Read/say aloud each R Blend photo-word below. Then, unscramble each word. As you write each answer in the blanks, follow the directions checked (✓) below.

- ☐ **Word:** Say each R Blend photo-word using your good R Blend sound.
- ☐ **Phrase:** Say each R Blend photo-word in the phrase “my \_\_\_\_.”
- ☐ **Sentence:** Say each R Blend photo-word in the sentence “This is my \_\_\_\_.”



**trophy**



**grandfather**



**treasure**

1. **ztlerep** \_ \_ \_ \_ \_

2. **yorhpt** \_ \_ \_ \_ \_

3. **neidfsr** \_ \_ \_ \_ \_

4. **adeartfhgrn** \_ \_ \_ \_ \_

5. **seifbacer** \_ \_ \_ \_ \_

6. **srteuaer** \_ \_ \_ \_ \_



**friends**



**briefcase**



**pretzel**

\_\_\_\_\_  
Name

\_\_\_\_\_  
Homework Helper

\_\_\_\_\_  
Date

**R Blends  
Combo**

## R Blends Circle, Draw and Say

**Directions:** Read/say aloud each R Blend photo-word below. Then, read the sentences. Circle one picture to complete each sentence. Then tell the whole story using your good R Blend sound.

Brittnee went to see a movie about a...




**princess.**

or



**bride.**

Before the movie started, she bought a...



**grapefruit.**

or



**drink.**

The baby in the movie slept in a...



**cradle.**

or



**crib.**

After the movie, Brittnee's mom bought her a new...



**dress.**

or



**crown.**

\_\_\_\_\_  
Name

\_\_\_\_\_  
Homework Helper

\_\_\_\_\_  
Date

**R Blends  
Carryover**

# Relatively Speaking

**Directions:** Read/say aloud each R Blend photo-word below. Then, finish the story. Use at least five words from the Word Bank in the story. Then, read/say the story aloud, using your good R Blend sound.

## Word Bank



tree



tricycle



grizzly bear



trash can



crab



crowd



train



graduate



Christy, the grasshopper, gets to take a ride on a spacecraft. While travelling in space, she looks out the window and...

---

---

---

---

---

---

Name \_\_\_\_\_

Homework Helper \_\_\_\_\_

Date \_\_\_\_\_

**R Blends  
Carryover**



## R Blends Conversation Strips

**Directions:** Read/say aloud each R Blend photo-word below. Then, cut apart the strips and place them face down. Choose a strip and talk about each one using at least five (5) sentences in your answer. For more R Blend fun, choose another strip.



Would you rather be a



(grizzly bear) or a



(dragonfly)? Why?

If you won \$500 worth of



(groceries), what would you choose?

Pretend you could take a magical



(train) ride. Where would you go and why?

You have a dream that cars are made of

Describe the dream.



(frosting).

You get to follow a



(cricket) around for the day. Where do you

go and what do you do?

Name \_\_\_\_\_



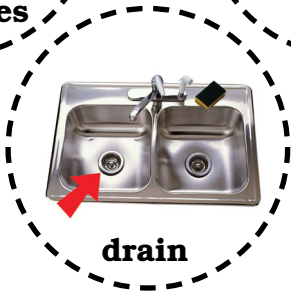

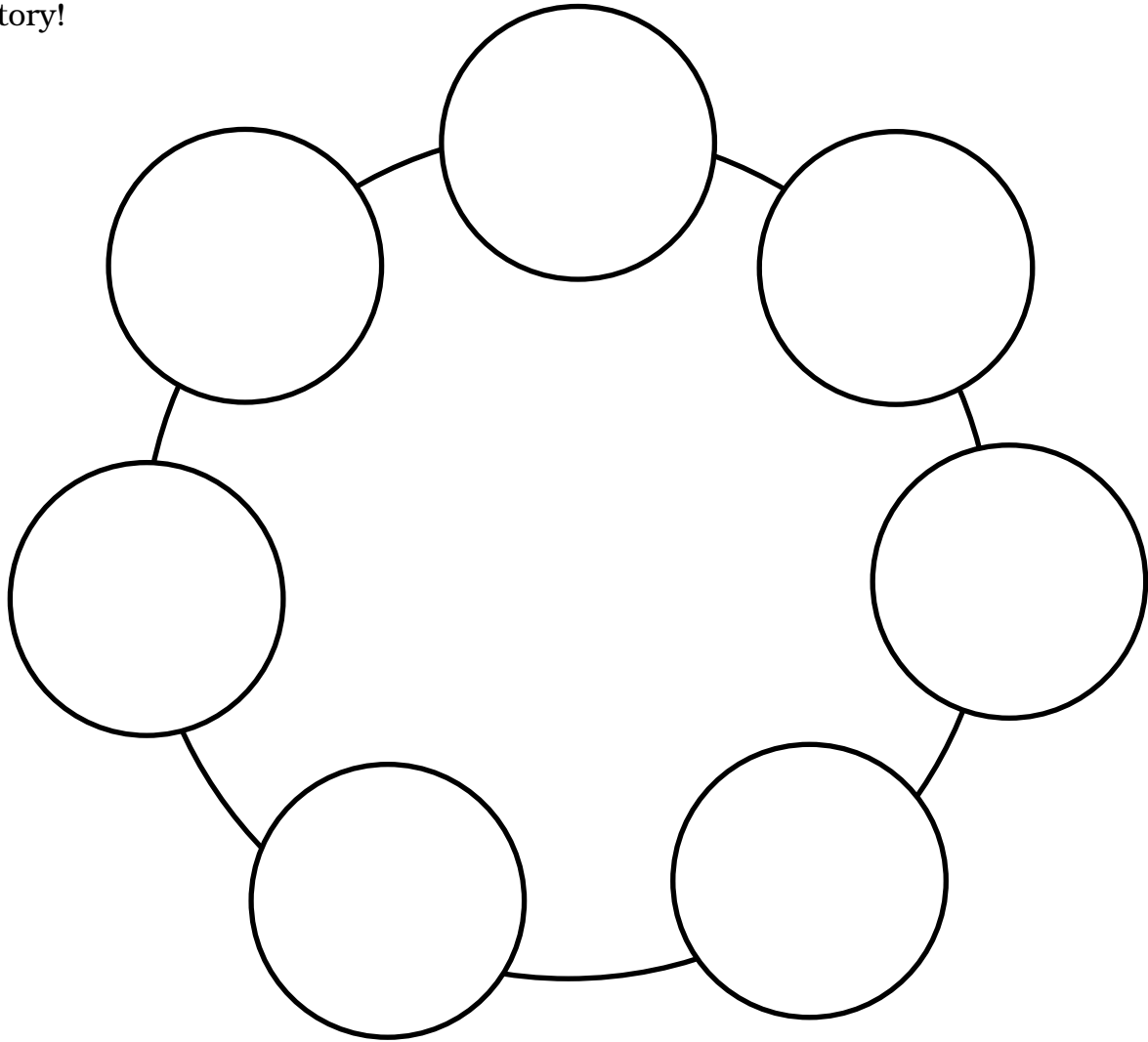
Homework Helper \_\_\_\_\_

Date \_\_\_\_\_

**R Blends  
Carryover**

# R Blends Story Loop

**Directions:** Read/say aloud each R Blend photo-word below. Cut out the circles. Glue/tape or place any circles you wish on the story loop. Then, go around the loop and tell a story, using these R Blend words. When you are done, mix up the words and tell another story!

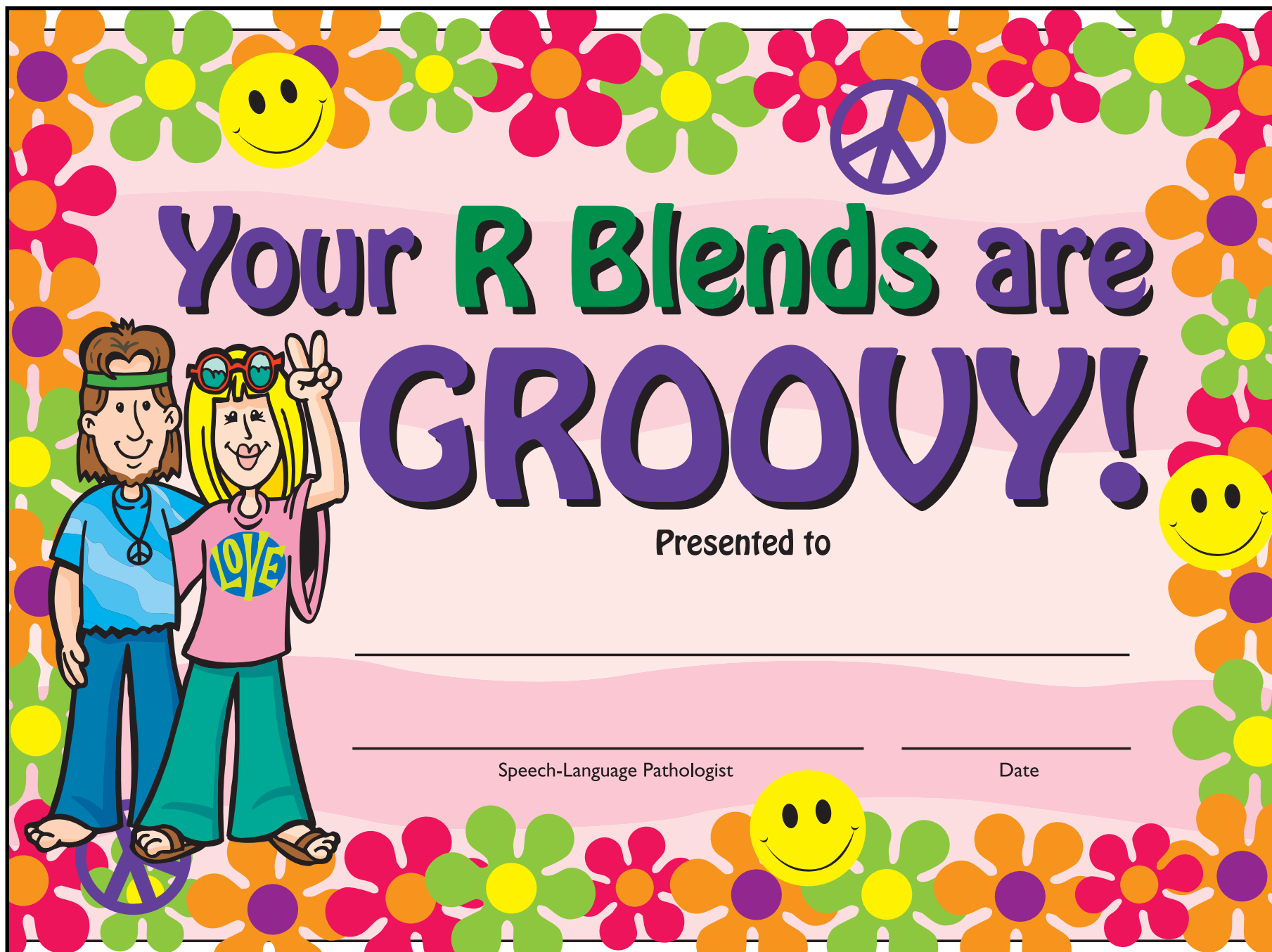


Name \_\_\_\_\_

Homework Helper \_\_\_\_\_

Date \_\_\_\_\_

**R Blends  
Carryover**



# Keep on trucking with your R Blends!



Presented to

Speech-Language Pathologist

Date

# Congratulations!

## You have Graduated.

## Your R Blends are Great!



---

Presented to

---

Speech-Language Pathologist

---

Date



# Your R Blends are Dreamy!



Presented to \_\_\_\_\_

\_\_\_\_\_  
Speech-Language Pathologist

\_\_\_\_\_  
Date

# **You Win the Prize!**



**Your  
R Blends  
are  
PRICELESS!**

---

Presented to

---

Speech-Language Pathologist

---

Date

# Your R Blends are Hopping!



\_\_\_\_\_  
Presented to

\_\_\_\_\_  
Speech-Language Pathologist

\_\_\_\_\_  
Date

# Activity Answers:

**Pg 10** 1. fries, 2. frame, 3. frog,  
4. frying pan, 5. French toast,  
6. freezer (Secret Word: fragrance)

**Pg 15** 1. crayons, 2. cricket, 3. crown,  
4. crib, 5. cracker, 6. crab,  
7. crowd, 8. crumbs

**Pg 16** **Down:** 1. crowd, 2. crown, 3. cracker  
**Across:** 4. cradle, 5. crayons, 6. crumbs

**Pg 19** 1. sent, 2. print, 3. ice,  
4. run, 5. in, 6. ant


**Pg 21**

C	T	R	A	S	H	C	A	N	C	H	Q	F	T	T
Q	R	G	H	W	M	E	E	O	T	F	K	Y	R	F
M	L	K	C	I	Q	W	F	L	R	T	T	V	U	E
U	T	R	O	P	H	Y	L	H	I	S	X	Y	M	A
S	U	N	E	L	O	W	E	R	A	V	Z	E	P	T
E	R	W	D	D	A	D	C	O	N	E	M	A	E	H
Z	L	U	B	S	T	E	K	O	G	S	I	B	T	E
V	T	R	E	A	S	U	R	E	L	I	Y	U	O	R
Z	I	P	T	S	V	Q	E	Y	E	T	T	Y	E	E
R	M	V	U	O	N	L	X	E	A	R	R	C	K	W
Y	T	R	I	C	Y	C	L	E	W	U	E	T	E	E
H	G	N	I	L	B	E	A	R	R	A	E	O	K	Q
U	M	V	L	Y	X	P	B	O	D	C	H	X	H	F
P	J	Z	J	S	T	R	U	C	K	T	W	I	B	E
L	T	S	B	O	R	S	K	Z	B	F	T	O	P	A

#BKAQ-05


Click on the  
Covers to View  
Workbooks

# R Artic Blends Quickies™


Webber® Books on CD-ROM 

Click Below  
to View  
Master Pages

Color



Black & White



Master  
Pages

Master  
Pages

**Do not copy this disk!**

[Click Here For Information](#)



 [Click here for CD Directions](#)  
 [About Super Duper®](#)