



Introduction

CH Artic Quickies™ is two photo-based products in one – a reproducible workbook and a CD-ROM - full of handy articulation fun sheets for the busy Speech-Language Pathologist. *CH Quickies™* takes the 28 CH photo-words found in the *CH Artic Photos Fun Deck®* published by Super Duper® Publications, combines them with 28 more CH photo-words, and creates beautiful color and/or black and white activity pages.

This CD-ROM features:

- The identical 30 black and white activity pages found in the workbook, plus these same pages in **color**. You print out the version that is best for you!
- Six (6) bonus blank “master” articulation pages that allow you to make your own customized articulation pages.
- Five bonus awards.

Plus you can customize the names and dates on each worksheet as well as enter words on the master pages.



4-in-1 for Initial CH

Directions: Read/say aloud each CH photo-word below. Then, play one of the suggested games. As you take each turn, follow the directions checked (✓) below.

- ☐ **Word:** Say each CH photo-word using your good CH sound.
- ☐ **Phrase:** Say each CH photo-word in the phrase "a ___ card."
- ☐ **Sentence:** Say each CH photo-word in the sentence "I have a ___ card."

Tic-Tac-Toe - Players mark CH photo-words with **X**'s and **O**'s. Three in a row wins!

Lotto - Helper calls out CH photo-words and player(s) cover(s) them with tokens/chips.

Cards - Cut out the CH photo-words. Use them as flashcards.

Memory - Make an extra copy, cut out photos, and play matching/memory games.



chair



cheese



chicken



chalkboard



cheerleaders



children



chimpanzee



chocolate



Chinese food

Name _____

Homework Helper _____





Date _____

Initial CH

CH Treasure Hunt

Directions: Read/say aloud each CH photo-word below. Cut out the CH coins. As you glue/tape or place each coin in the treasure chest, follow the directions checked (✓) below.

- ☐ **Word:** Say each CH photo-word using your good CH sound.
- ☐ **Phrase:** Say each CH photo-word in the phrase “the ____.”
- ☐ **Sentence:** Say each CH photo-word in the sentence “I found this ____ coin.”



Name _____

Homework Helper _____

Date _____

Initial **CH**

Who Said That?

Directions: Read/say aloud each CH photo-word below. Read each statement in the middle and ask, **“Who said that?”** As you draw a line from each statement to the correct picture, follow the directions checked (✓) below.

- ☐ **Word:** Say each CH photo-word using your good CH sound.
- ☐ **Phrase:** Say each CH photo-word in the phrase “my ____.”
- ☐ **Sentence:** Say each CH photo-word in the sentence “____ said that.”



cheerleaders

“Cluck, cluck, cluck!”

“I am very sweet candy.”



children



chicken

“You sit on me.”

“Let’s go out and play.”



chocolate



cherry pie

“I taste good with crackers.”

“You write on me.”



chair



cheese

“Go team go!”

“I have a crust.”



chalkboard

Name

Homework Helper

Date

Initial CH

CH Listen and Follow

Directions: Read/say aloud each CH photo-word below. Use the photo-words for clues. As you answer each question, follow the directions checked (✓) below.

- ☐ **Word:** Say each CH photo-word using your good CH sound.
- ☐ **Phrase:** Say each CH photo-word in the phrase “mark ____.”
- ☐ **Sentence:** Say each CH photo-word in the sentence “I marked the ____.”

1. What do you eat with chopsticks? (Circle it.)
2. What rhymes with please? (Underline it.)
3. What has four legs? (Draw a square around it.)
4. What tastes sweet? (Draw an X on it.)
5. What has feathers and lays eggs? (Draw a star on it.)
6. What is a furry jungle animal? (Draw a line through it.)



chicken



chair



Chinese food



cheese



chocolate



chimpanzee

Name

Homework Helper

Date


Initial CH

Secret CH Word

Directions: Read/say aloud each CH photo-word below. Using the Word Bank for clues, complete each sentence. As you write each answer, follow the directions checked (✓) below. Then, write and say the Secret Word.

- ☐ **Word:** Say each CH photo-word using your good CH sound.
- ☐ **Phrase:** Say each CH photo-word in the phrase “secret ____.”
- ☐ **Sentence:** Say each CH photo-word as you read each complete sentence.

Word Bank



checkers



chalk



chili



checkup



chief



chess

Answers on page 38.

1. For dinner we ate _____.
2. I wrote on the board with _____.
3. Sarah went to Dr. Tom for a _____.
4. Look at the feathers on the _____.
5. Let's play a game of _____.
6. Kings, Queens, and Knights are found in _____.

Secret Word:

<input type="text"/>	<input type="text"/>	<input type="text"/>	<input type="text"/>	<input type="text"/>	<input type="text"/>
1	2	3	4	5	6

Name _____

Homework Helper _____

Date _____

Initial CH


CH Challenge

Directions: Read/say aloud each CH photo-word below. Then, unscramble each word. As you write each answer in the blanks, follow the directions checked (✓) below.

☐ **Word:** Say each CH photo-word using your good CH sound.

☐ **Phrase:** Say each CH photo-word in the phrase "is ____."

☐ **Sentence:** Say each CH photo-word in the sentence "The word is ____."



checkers



chin

1. **lahkc** _ _ _ _ _

2. **shces** _ _ _ _ _

3. **schceerk** _ _ _ _ _

4. **ganhec** _ _ _ _ _

5. **ekehc** _ _ _ _ _

6. **ihcn** _ _ _ _ _



change



cheek



chalk



chess

Name

Homework Helper

Date

Initial CH

Circle One CH

Directions: Read/say aloud each CH photo-word below. Then, read each statement. As you circle each correct answer, follow the directions checked (✓) below.

- ☐ **Word:** Say each CH photo-word using your good CH sound.
- ☐ **Phrase:** Say each CH photo-word in the phrase “circle ____.”
- ☐ **Sentence:** Say each CH photo-word in the sentence “I circled ____.”

1. Circle the one that you play.



cheek



chess

2. Circle the one that you eat.



chili



chalk

3. Circle the one that keeps you healthy.



chief



checkup

4. Circle the one that helps you buy things.



change




chips

5. Circle the one that is on your face.



chin



checkers

Name _____

Homework Helper _____

Date _____

Initial **CH**

Hide the Cherry

Directions: Read/say aloud each CH photo-word below. Cut out the cards and the cherry. Place photos face up. Helper hides the cherry under a card. Player(s) try to find it. Each time player picks up a photo, he/she follows the directions checked (✓) below. First player to find the cherry wins!


- ☐ **Word:** Say each CH photo-word using your good CH sound.
- ☐ **Phrase:** Say each CH photo-word in the phrase "under ____."
- ☐ **Sentence:** Say each CH photo-word in the sentence "Is the cherry under the ____?"



chalk



chips



checkers



cheek



checkup



chili




chief



change



chess



Name _____

Homework Helper _____

Date _____

Initial **CH**

4-in-1 for Medial CH

Directions: Read/say aloud each CH photo-word below. Then, play one of the suggested games. As you take each turn, follow the directions checked (✓) below.

- ☐ **Word:** Say each CH photo-word using your good CH sound.
- ☐ **Phrase:** Say each CH photo-word in the phrase “my ____.”
- ☐ **Sentence:** Say each CH photo-word in the sentence “I found my ____.”

Tic-Tac-Toe - Players mark CH photo-words with **X**'s and **O**'s. Three in a row wins!

Lotto - Helper calls out CH photo-words and player(s) cover(s) them with tokens/chips.

Cards - Cut out the CH photo-words. Use photos as flashcards.

Memory - Make an extra copy, cut out photos, and play matching/memory games.



poncho



nachos



teacher



wheelchair



peaches



high chair



enchilada



beach ball



pitcher

Name _____

Homework Helper _____


Date _____

Medial CH

CH Lunchbox

Directions: Read/say aloud each CH photo-word below. Cut out the lunch treats. As you glue/tape or place the treats in the lunchbox, follow the directions checked (✓) below.

- ☐ **Word:** Say each CH photo-word using your good CH sound.
- ☐ **Phrase:** Say each CH photo-word in the phrase “my ____.”
- ☐ **Sentence:** Say each CH photo-word in the sentence “The ____ is/are in my lunchbox.”



Name _____

Homework Helper _____

Date _____

Medial CH

Missing Vowel for CH

Directions: Read/say aloud each CH photo-word below. As you spell each word correctly by filling in the missing vowel in the blank, follow the directions checked (✓) below.

- ☐ **Word:** Say each CH photo-word using your good CH sound.
- ☐ **Phrase:** Say each CH photo-word in the phrase “vowel in ____.”
- ☐ **Sentence:** Say each CH photo-word in the sentence “I found a missing vowel in ____.”



pitch__r



p__ __ ch __ s



high ch__ir



b__ __ch b__ll



wh__ __lch__ir



n__chos



t__ __ch__r



__nchil__d__

Name _____


Homework Helper _____

Date _____







Medial CH

CH Paper Chain

Directions: Read/say aloud each CH photo-word below. Cut out the word strips. Turn them face down. Pick up a strip, and follow the directions checked (✓) below. When you are done, staple/glue the strips together to make a chain link.



- ☐ **Word:** Say each CH photo-word using your good CH sound.
- ☐ **Phrase:** Say each CH photo-word in the phrase “___ chain.”
- ☐ **Sentence:** Say each CH photo-word in the sentence “___ is/are on my chain.”

Glue	peaches		Glue
Glue	poncho		Glue
Glue	beach ball		Glue
Glue	wheelchair		Glue
Glue	enchilada		Glue
Glue	nachos		Glue

Name _____

Homework Helper _____

Date _____

Medial CH

Classify It

Directions: Read/say aloud each CH photo-word below. As you write an “O” below the objects and an “F” below the foods, follow the directions checked (✓) below.

- ☐ **Word:** Say each CH photo-word using your good CH sound.
- ☐ **Phrase:** Say each CH photo-word in the phrase “my ____.”
- ☐ **Sentence:** Say each CH photo-word in the sentence “My ____ is/are in the right category.”

O	F
Object	Food



key chain



potato chips



crutches



statue



picture



ketchup

Name

Homework Helper

Date


Medial CH

CH Crossword Fun


Directions: Read/say aloud each CH photo-word below. Use the words and the clues to complete the crossword puzzle. Then, follow the directions checked (✓) below.

- ☐ **Word:** Say each CH photo-word using your good CH sound.
- ☐ **Phrase:** Say each CH photo-word in the phrase “my ____.”
- ☐ **Sentence:** Say each CH photo-word in the sentence “My answer is ____.”


						1						
4												
5												2
6												




statue




ketchup



catcher



potato chips



French fries

Down

Across

1. Hamburger and ____.
2. Another word for sculpture.
3. French fries and ____.

4. Pitcher and ____.
5. A crunchy snack.
6. Another word for photo.

Name

Homework Helper

Date

Medial CH

CH Analogies

Directions: Read/say aloud each CH photo-word below. Read each analogy and fill in the correct answer from the Word Bank. Then, follow the directions checked (✓) below.

- ☐ **Word:** Say each CH photo-word using your good CH sound.
- ☐ **Phrase:** Say each CH photo-word in the phrase “is to ____.”
- ☐ **Sentence:** Say each CH photo-word as you read each complete sentence.

1. Sweet is to cookie as crunchy is to _____.
2. Hockey is to goalie as baseball is to _____.
3. Book is to backpack as sandwich is to _____.
4. Egg is to bacon as hamburger is to _____.
5. Fence is to yard as frame is to _____.
6. Charms are to bracelet as keys are to _____.
7. Artist is to painting as sculptor is to _____.
8. Salt is to pepper as mustard is to _____.

Word Bank



key chain



statue



picture



catcher



ketchup



potato chips



French fries



lunch box

Answers on page 38.

Name _____

Homework Helper _____

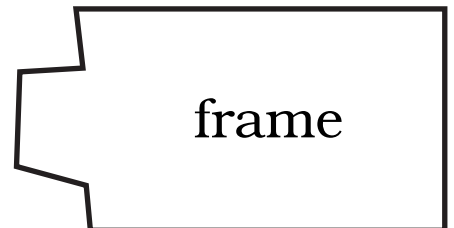

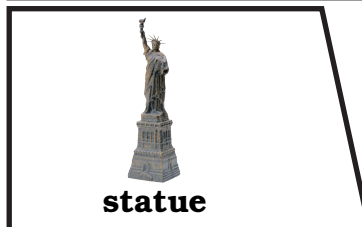

Date _____

Medial CH

CH Puzzle Crossover

Directions: Read/say aloud each CH photo-word below. As you draw a line from each photo-word to the word on the right that goes with it, follow the directions checked (✓) below.

- ☐ **Word:** Say each CH photo-word using your good CH sound.
- ☐ **Phrase:** Say each CH photo-word in the phrase “___ puzzle.”
- ☐ **Sentence:** Say each CH photo-word in the sentence “I matched the ___ puzzle.”



Name _____

Homework Helper _____

Date _____

Medial CH

4-in-1 for Final CH

Directions: Read/say aloud each CH photo-word below. Then, play one of the suggested games. As you take each turn, follow the directions checked (✓) below.

- ☐ **Word:** Say each CH photo-word using your good CH sound.
- ☐ **Phrase:** Say each CH photo-word in the phrase “my ____.”
- ☐ **Sentence:** Say each CH photo-word in the sentence “Where is my ____?”

Tic-Tac-Toe - Players mark CH photo-words with **X**'s and **O**'s. Three in a row wins!
Lotto - Helper calls out CH photo-words and player(s) cover(s) them with tokens/chips.
Cards - Cut out the CH photo-words. Use photos as flashcards.
Memory - Make an extra copy, cut out photos, and play matching/memory games.



bench



lunch



ostrich



coach



witch



watch



wrench



beach



sandwich

Name _____

Homework Helper _____



Date _____

Final CH

Pitch and Catch

Directions: Read/say aloud each CH photo-word below. Cut out each ball. As you glue/tape or place each ball on the mitt, follow the directions checked (✓) below.

- ☐ **Word:** Say each CH photo-word using your good CH sound.
- ☐ **Phrase:** Say each CH photo-word in the phrase “___ in the mitt.”
- ☐ **Sentence:** Say each CH photo-word in the sentence “Catch the ___ ball in the mitt.”



Name _____

Homework Helper _____

Date _____

Final CH


Watch Time

Directions: Read/say aloud each CH photo-word below. Cut out each watch. Then, decide if each photo-word has one or two syllables. As you glue/tape or place each watch on the correct arm, follow the directions checked (✓) below.

- ☐ **Word:** Say each CH photo-word using your good CH sound.
- ☐ **Phrase:** Say each CH photo-word in the phrase “___ watch.”
- ☐ **Sentence:** Say each CH photo-word in the sentence “___ has one syllable/two syllables.”

ONE SYLLABLE

TWO SYLLABLES



Name _____

Homework Helper _____

Date _____

Final CH

CH Rhyme Time

Directions: Read/say aloud each CH photo-word below. Then, next to each word listed below, write the rhyming photo-word. As you write, follow the directions checked (✓) below.

- ☐ **Word:** Say each CH photo-word using your good CH sound.
- ☐ **Phrase:** Say each CH photo-word in the phrase “___ and (*rhyming word*).”
- ☐ **Sentence:** Say each CH photo-word in the sentence “___ rhymes with (*rhyming word*).”

Word Bank



beach



lunch



witch



wrench



coach



watch

- | | |
|-----------------|----------------|
| 1. French _____ | 4. roach _____ |
| 2. notch _____ | 5. pitch _____ |
| 3. teach _____ | 6. munch _____ |

Name _____

Homework Helper _____

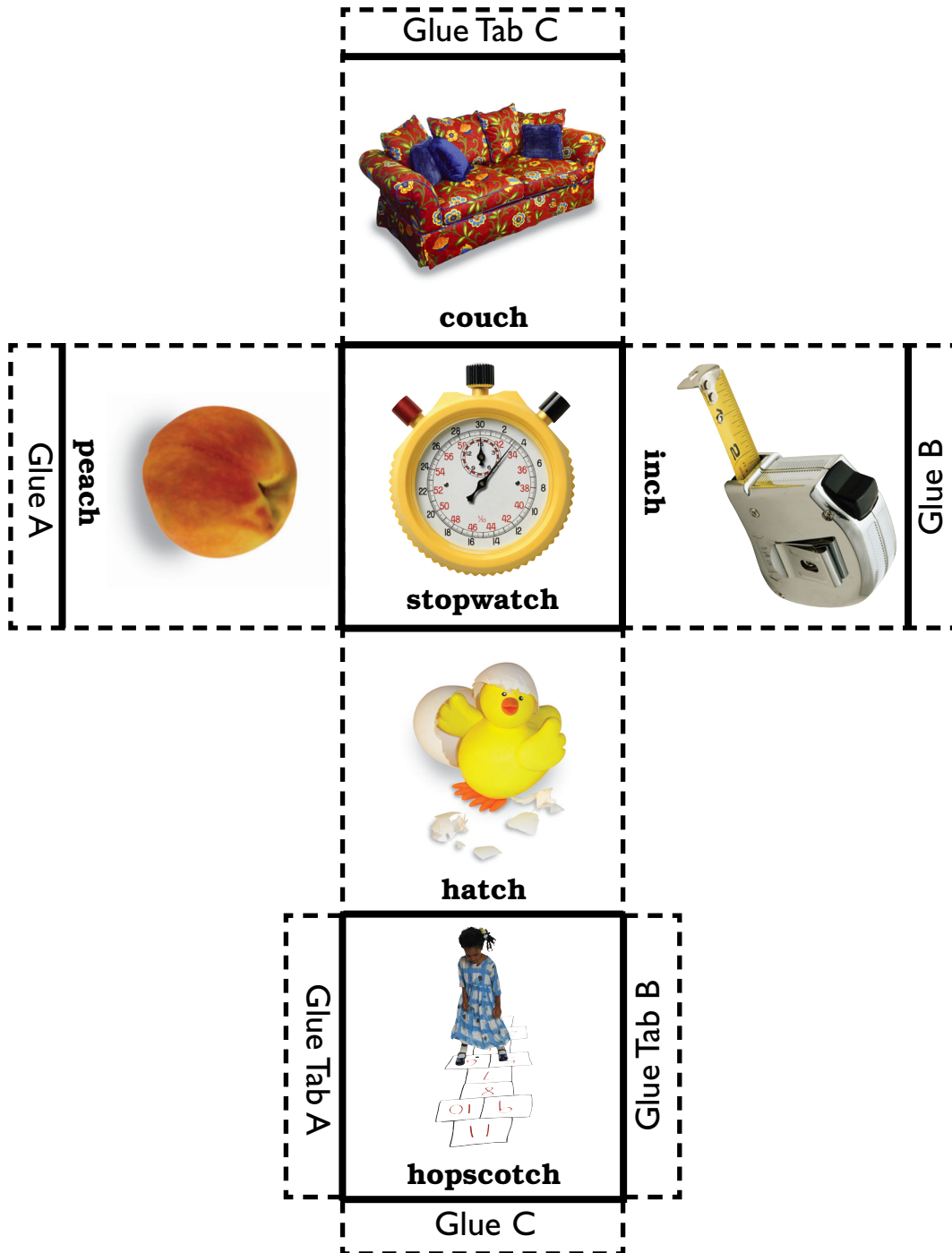
Date _____

Final CH

Toss the CH Cube

Directions: Read/say aloud each CH photo-word below. Assemble the cube: Glue onto construction paper if desired. Cut along the dotted lines. Fold on solid lines and glue. To play, toss the cube. As it lands with a photo-word face up, follow the directions checked (✓) below.

- ☐ **Word:** Say each CH photo-word using your good CH sound.
- ☐ **Phrase:** Say each CH photo-word in the phrase “___ side.”
- ☐ **Sentence:** Say each CH photo-word in the sentence “It landed on ___.”



Name _____

Homework Helper _____

Date _____

Final CH

CH Word Search

Directions: Read/say aloud each CH photo-word below. Complete each phrase below, using the photo-words for clues. As you find and circle each answer in the puzzle, follow the directions checked (✓) below.

- ☐ **Word:** Say each CH photo-word using your good CH sound.
- ☐ **Phrase:** Say each CH photo-word in the phrase "find ____."
- ☐ **Sentence:** Say each CH photo-word in the sentence "The word is ____."



stopwatch



couch



peach



hatch

E	M	P	T	L	M	E	F	J	T	E	A	C	H	T
A	R	I	N	C	H	F	Y	L	C	L	N	A	O	T
S	I	T	S	Y	I	T	Q	A	O	S	Y	C	R	R
E	U	V	U	K	K	H	G	Y	U	N	Z	B	K	K
G	K	G	K	A	S	J	R	Z	C	N	N	E	S	U
E	F	X	V	M	D	R	L	S	H	R	C	Q	J	S
S	E	V	R	K	R	M	L	J	N	P	E	N	T	S
D	F	E	E	S	L	S	P	S	S	E	S	A	V	T
C	N	Q	A	H	A	T	C	H	A	Y	G	X	D	O
F	Q	W	C	N	N	I	M	N	X	T	Y	W	V	P
E	D	H	H	T	Y	R	I	C	R	O	Z	A	D	W
B	N	I	E	F	X	A	S	E	J	U	P	Y	J	A
P	E	A	C	H	P	J	Q	D	F	C	Q	G	Z	T
B	T	V	T	S	K	Z	I	F	H	H	I	J	N	C
N	F	D	B	J	S	H	K	C	Q	S	P	D	X	H

Answers on page 38.



inch



teach



reach



touch

1. Eat a p _ _ _ .
2. Measure an i _ _ .
3. A chick will h _ _ _ .
4. Sit on a c _ _ _ .
5. Taste and t _ _ _ .
6. Learn to t _ _ _ .
7. Stretch and r _ _ _ .
8. Start the
s _ _ _ _ _ _ _ .

Name _____

Homework Helper _____

Date _____

Final CH

Word in a CH Word

Directions: Read/say aloud each CH photo-word below. Then, read the clues and find a word inside each photo-word (pants-ants). As you write the “inside” word on each line, follow the directions checked (✓) below.

- ☐ **Word:** Say each CH photo-word using your good CH sound.
- ☐ **Phrase:** Say each CH photo-word in the phrase “(inside word) in _____”
- ☐ **Sentence:** Say each CH photo-word in the sentence “I found (inside word) in _____.”



1. This is another word for look. _____

stopwatch



2. You say this when you get hurt. _____

couch



3. This means to jump. _____

hopscotch



4. You wear this on your head. _____

hatch



5. This is the opposite of out. _____

inch



6. This is a hot drink. _____

teach

Name

Homework Helper

Date

Final CH

CH Mirror Image

Directions: Hold this page up to a mirror. Read aloud the words that appear. As you write each word correctly on the line, follow the directions checked (✓) below.

- ☐ **Word:** Say each CH photo-word using your good CH sound.
- ☐ **Phrase:** Say each CH photo-word in the phrase "see ____."
- ☐ **Sentence:** Say each CH photo-word in the sentence "I see the word ____."



touch _____

stopwatch _____



hopscotch _____



teach _____

couch _____



reach _____

beach _____



inch _____



Name _____

Homework Helper _____

Date _____

Final CH

CH Circle, Draw and Say


Directions: Read/say aloud each CH photo-word below. Then, read the sentences. Circle one picture to complete each sentence. Then tell the whole story using your good CH sound.

Chad and Cherry are going to China to play...



chess.

or



checkers.

Then they will visit a school with many...



children.

or



cheerleaders.

After that, they will go to Chile with a...



chief.

or



chimpanzee.

In Chile they will all eat...



chocolate.

or



cherry pie.

Name

Homework Helper

Date

**Initial CH
Carryover**

Chewy Cereal

Directions: Read/say aloud each CH photo-word below. Then, finish the story. Use at least five words from the Word Bank in the story. Then, read/say the story aloud, using your good CH sound.

Word Bank



chalk



chess



checkup



change



chin



chips



chili



cheek



When I opened my “Chewy Cereal,” out popped Charlie Chicken. He said, “Quick, change your clothes and we will...”

Name _____

Homework Helper _____

Date _____

**Initial CH
Carryover**

CH Same and Different

Directions: Read/say aloud each CH photo-word below. Then, tell how the words in the word pairs below are the same and how they are different. Use your good CH sound!

1.



potato chips



nachos

2.



catcher



teacher

3.



high chair



wheelchair

Name _____

Homework Helper _____

Date _____

**Medial CH
Carryover**

CH Conversation Strips

Directions: Read/say aloud each CH photo-word below. Then, cut apart the strips and place them face down. Choose a strip and talk about each one using at least five (5) sentences in your answer. For more CH fun, choose another strip.



Tell me a story about Pancho the



(statue).

Pretend you had dentures in your



(lunch box).

Tell me about the



(nachos) you left under your bed.

You found magic



(ketchup). What does it do?

It is snowing



(French fries) outside. What would you do?

Name _____

Homework Helper _____


Date _____

**Medial CH
Carryover**

Silly CH Story

Directions: Read/say aloud each CH photo-word below. Then, cut out the pictures. Place them face down. Choose a picture and glue/tape or place it in an open space in the story. After all pictures are placed in the story, read your Silly Story, using your good CH sound.

Mitch lives in Myrtle Beach with a




. Every day he gets together with his friend


Butch who likes to juggle a




. Sometimes each one of them carries a pouch with a




in it. On the beach, Butch reads a sign next to a



that says, "Come join the circus!" Mitch and Butch grab their









and



to

join the circus. What else do you think they took?

					
wrench	peach	coach	couch	sandwich	watch

Name _____




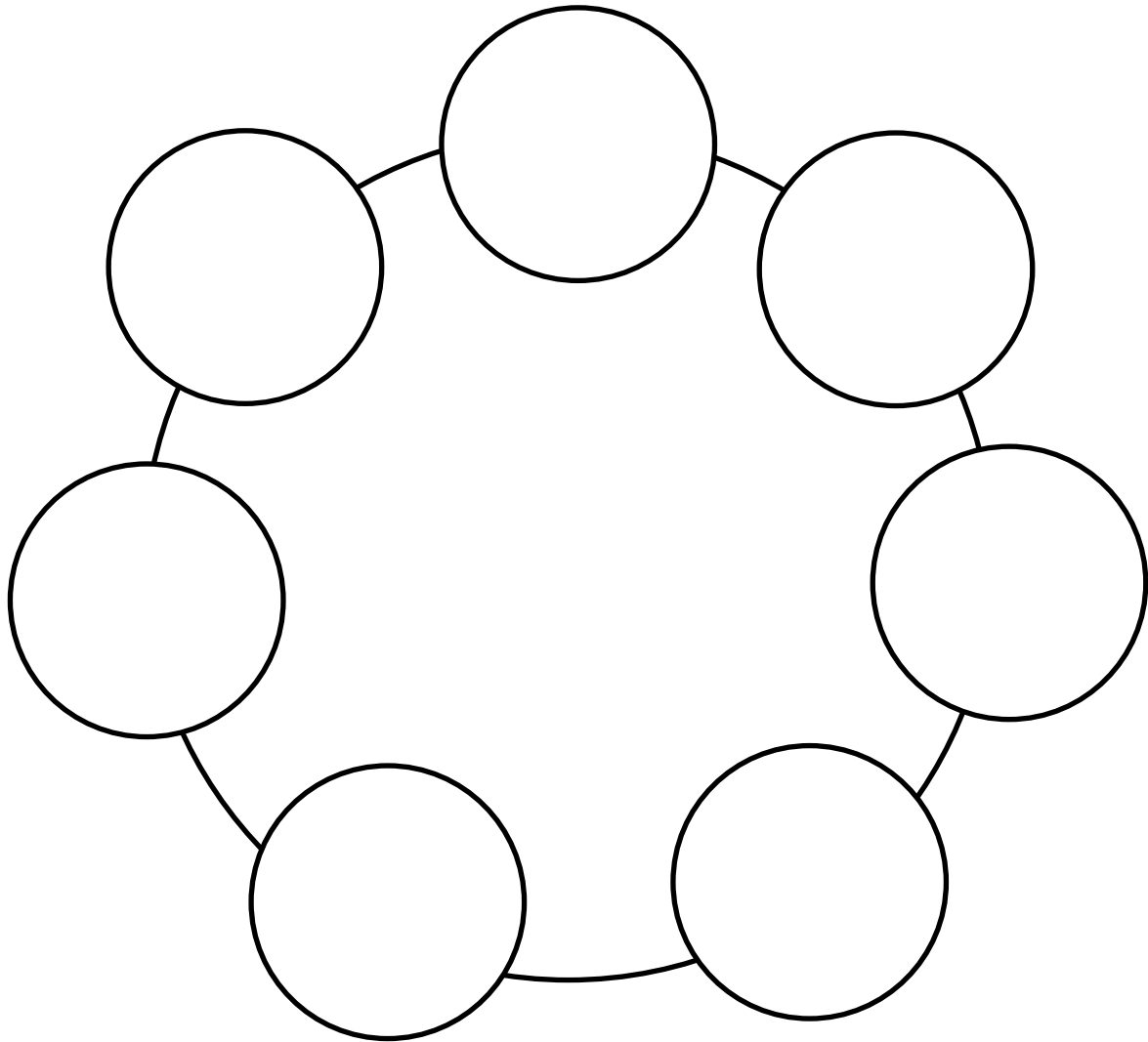
Homework Helper _____

Date _____

**Final CH
Carryover**

CH Story Loop

Directions: Read/say aloud each CH photo-word below. Cut out the circles. Glue/tape or place any circles you wish on the story loop. Then, go around the loop and tell a story, using these CH words. When you are done, mix up the words and tell another story!



Name _____

Homework Helper _____

Date _____

**Final CH
Carryover**

Three Cheers for your great “CH” sound!



Presented to

Speech-Language Pathologist

Date

Your “CH” sound is top “*nacho*”!



Presented to

Speech-Language Pathologist

Date




That's a **chillin'** “CH” sound!

Presented to

Speech-Language Pathologist

Date

Your **“CH”** has Improved a Bunch!



Presented to _____

Speech-Language Pathologist _____

_____ Date

I choo-choo-choose you for having a great “CH”!



Presented to

Speech-Language Pathologist

Date



***You are
the Chief
of the
"CH"
sounds!***

Presented to

Speech-Language Pathologist

Date

Activity Answers:

Pg 6 1. chili, 2. chalk, 3. checkup,
4. chief, 5. checkers, 6. chess
(Secret Word: cheers)

Pg 16 1. potato chips, 2. catcher,
3. lunch box, 4. French fries,
5. picture, 6. key chain,
7. statue, 8. ketchup

Pg 23

E	M	P	T	L	M	E	F	J	T	E	A	C	H	T
A	R	I	N	C	H	F	Y	L	C	L	N	A	O	T
S	I	T	S	Y	I	T	Q	A	O	S	Y	C	R	R
E	U	V	U	K	K	H	G	Y	U	N	Z	B	K	K
G	K	G	K	A	S	J	R	Z	C	N	N	E	S	U
E	F	X	V	M	D	R	L	S	H	R	C	Q	J	S
S	E	V	R	K	R	M	L	J	N	P	E	N	T	S
D	F	E	E	S	L	S	P	S	S	E	S	A	V	T
C	N	Q	A	H	A	T	C	H	A	Y	G	X	D	O
F	Q	W	C	N	N	I	M	N	X	T	Y	W	V	P
E	D	H	H	T	Y	R	I	C	R	O	Z	A	D	W
B	N	I	E	F	X	A	S	E	J	U	P	Y	J	A
P	E	A	C	H	P	J	Q	D	F	C	Q	G	Z	T
B	T	V	T	S	K	Z	I	F	H	H	I	J	N	C
N	F	D	B	J	S	H	K	C	Q	S	P	D	X	H

#BKAQ-09

CH Artic Quickies™

Webber® Books on CD-ROM





Click on the
Covers to View
Workbooks

Click Below
to View
Master Pages

Color

Black & White



Do not copy this disk!

[Click Here For Information](#)



● [Click here for CD Directions](#)
● [About Super Duper®](#)