

# Introduction



*F Artic Quickies™* is two photo-based products in one – a reproducible workbook and a CD-ROM - full of handy articulation fun sheets for the busy Speech-Language Pathologist. *F Quickies™* takes the 28 F photo-words found in the *F Artic Photos Fun Deck®* published by Super Duper® Publications, combines them with 28 more bonus F photo-words, and creates beautiful color and/or black and white activity pages.

This CD-ROM features:

- Thirty (30) color or black and white F articulation pages (8 initial, 8 medial, 8 final and 6 carryover pages), plus five (5) F awards pages. You print out the version that is best for you!
- Directions on the pages that allow the SLP to choose the appropriate level of articulation practice – word, phrase or sentence.
- Six (6) bonus blank “master” articulation pages that allow you to make your own customized articulation pages.

Plus you can customize the names and dates on each worksheet as well as enter words on the master pages.



## 4-in-1 for Initial F

**Directions:** Read/say aloud each F photo-word below. Then, play one of the suggested games. As you take each turn, follow the directions checked (✓) below.

- ☐ **Word:** Say each F photo-word using your good F sound.
- ☐ **Phrase:** Say each F photo-word in the phrase “a \_\_\_ card.”
- ☐ **Sentence:** Say each F photo-word in the sentence “I have a \_\_\_ card.”

**Tic-Tac-Toe** - Players mark F photo-words with **X**'s and **O**'s. Three in a row wins!

**Lotto** - Helper calls out F photo-words and player(s) cover(s) them with tokens/chips.

**Cards** - Cut out the F photo-words. Use them as flashcards.

**Memory** - Make an extra copy, cut out photos, and play matching/memory games.



**fudge**



**football**



**fish**



**faucet**



**feather**




**fan**



**fur**



**fork**



**food**

Name \_\_\_\_\_

Homework Helper \_\_\_\_\_



Date \_\_\_\_\_

**Initial F**

# Feather Fun

**Directions:** Read/say aloud each F photo-word. Cut out the feathers. As you glue/tape or place each feather on the bird, follow the directions checked (✓) below.

- ☐ **Word:** Say each F photo-word using your good F sound.
- ☐ **Phrase:** Say each F photo-word in the phrase “\_\_\_ feather.”
- ☐ **Sentence:** Say each F photo-word in the sentence “Here is your \_\_\_ feather.”



Name \_\_\_\_\_

Homework Helper \_\_\_\_\_

Date \_\_\_\_\_

**Initial F**

# Who Said That?

**Directions:** Read/say aloud each F photo-word below. Read each statement in the middle and ask, **“Who said that?”** As you draw a line from each statement to the correct picture, follow the directions checked (✓) below.

- ☐ **Word:** Say each F photo-word using your good F sound.
- ☐ **Phrase:** Say each F photo-word in the phrase “the \_\_\_\_.”
- ☐ **Sentence:** Say each F photo-word in the sentence “\_\_\_\_ said that.”



**fish**

“I am a sweet dessert.”



**fork**



**fur**

“I keep you cool.”



**feet**

“You put shoes on me.”

“I keep animals warm.”



**faucet**

“Touchdown!”



**football**

“Drip - drip - drip.”



**fudge**

“I live underwater.”



**fan**

“You eat food with me.”

\_\_\_\_\_  
Name

\_\_\_\_\_  
Homework Helper

\_\_\_\_\_  
Date

**Initial F**



# F Listen and Follow

**Directions:** Read/say aloud each F photo-word below. Use the photo-words for clues. As you answer each question, follow the directions checked (✓) below.

- ☐ **Word:** Say each F photo-word using your good F sound.
- ☐ **Phrase:** Say each F photo-word in the phrase “mark \_\_\_\_.”
- ☐ **Sentence:** Say each F photo-word in the sentence “I marked the \_\_\_\_.”

1. What can swim very fast? (Underline it.)
2. What do people eat? (Circle it.)
3. What can tickle? (Draw an X on it.)
4. What blows air? (Draw a star on it.)
5. What has heels? (Draw a line through it.)
6. What do you turn on for water? (Draw a square around it.)



**fan**



**fish**



**faucet**



**feather**



**feet**



**food**

\_\_\_\_\_  
Name

\_\_\_\_\_  
Homework Helper


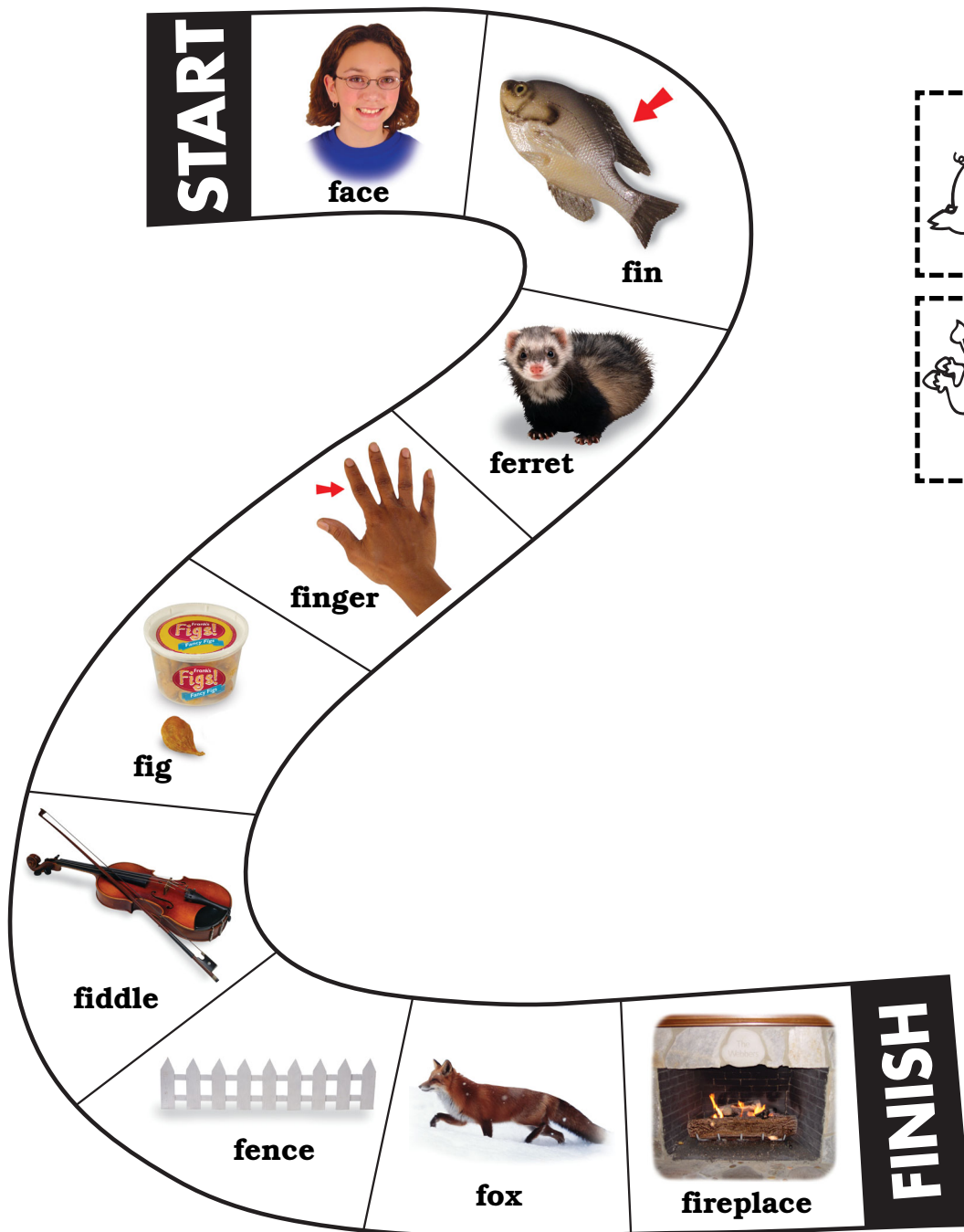
\_\_\_\_\_  
Date

**Initial F**

# Back to the Farm

**Directions:** Read/say aloud each F photo-word below. Then, cut out the markers. Flip a coin (heads = 1, tails = 2) to determine how many spaces to move. As you move along the board, follow the directions checked (✓) below.

- ☐ **Word:** Say each F photo-word using your good F sound.
- ☐ **Phrase:** Say each F photo-word in the phrase “\_\_\_ space.”
- ☐ **Sentence:** Say each F photo-word in the sentence “I landed on \_\_\_.”



Name \_\_\_\_\_

Homework Helper \_\_\_\_\_

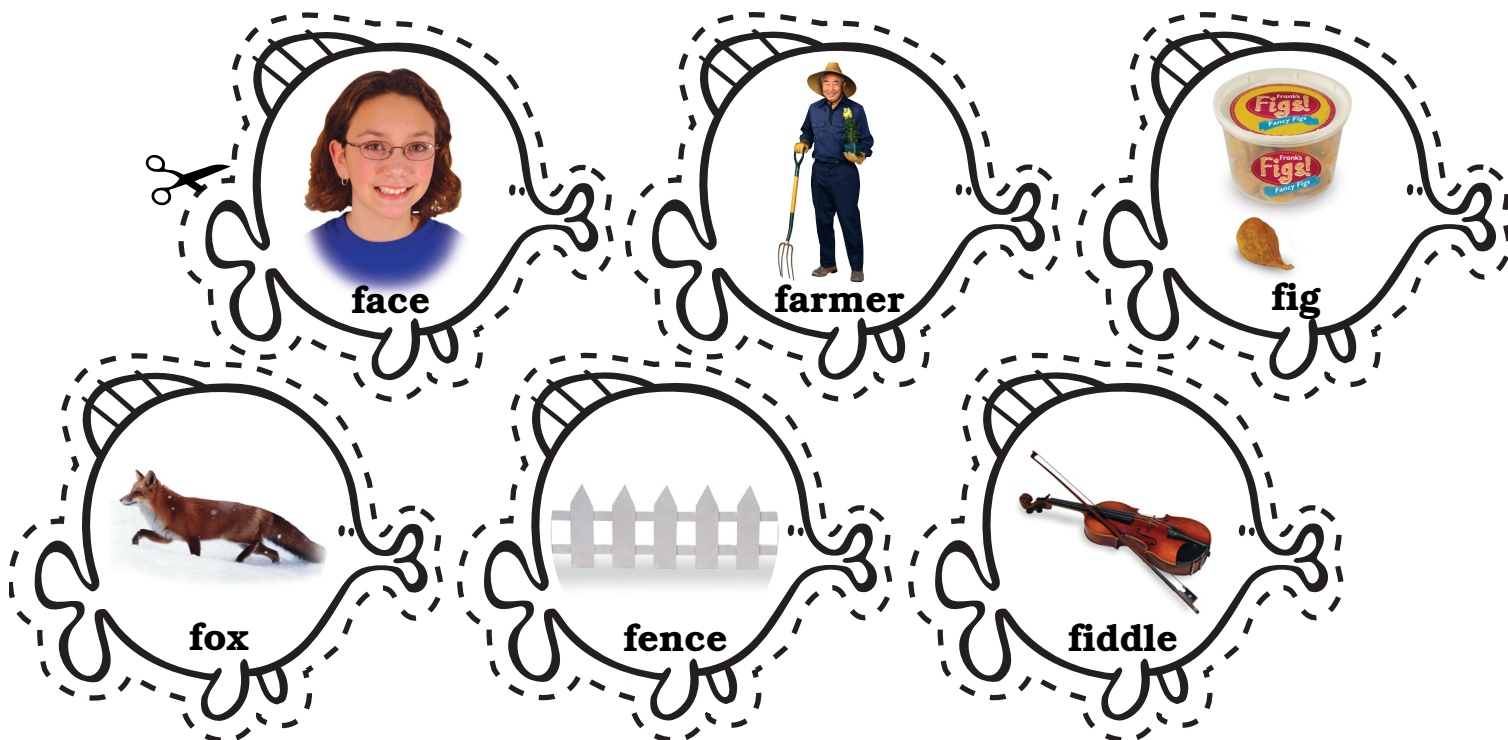

Date \_\_\_\_\_

**Initial F**

# Fish Fun

**Directions:** Read/say aloud each F photo-word below. Then, cut out the fish. As you glue/tape or place each fish in the aquarium, follow the directions checked (✓) below.

- ☐ **Word:** Say each F photo-word using your good F sound.
- ☐ **Phrase:** Say each F photo-word in the phrase “a \_\_\_ fish.”
- ☐ **Sentence:** Say each F photo-word in the sentence “I put a \_\_\_ fish in the aquarium.”



\_\_\_\_\_  
Name

\_\_\_\_\_  
Homework Helper

\_\_\_\_\_  
Date

**Initial F**

# Circle One

**Directions:** Read/say aloud each F photo-word below. Then, read each statement. As you circle each correct answer, follow the directions checked (✓) below.

- ☐ **Word:** Say each F photo-word using your good F sound.
- ☐ **Phrase:** Say each F photo-word in the phrase “circle \_\_\_\_.”
- ☐ **Sentence:** Say each F photo-word in the sentence “I circled \_\_\_\_.”

1. Circle the one that has a chimney.



**fireplace**



**face**

2. Circle the one that has a tail.



**finger**




**fox**

3. Circle the one that keeps animals from escaping.



**fiddle**



**fence**

4. Circle the one that plays music.




**fig**



**fiddle**

5. Circle the one that helps fish swim.



**fin**



**ferret**

Name \_\_\_\_\_

Homework Helper \_\_\_\_\_

Date \_\_\_\_\_










**Initial F**


# Hide the Ferret

**Directions:** Read/say aloud each F photo-word below. Cut out the cards and the ferret. Place photos face up. Helper hides the ferret under a card. Player(s) try to find it. Each time player picks up a photo, he/she follows the directions checked (✓) below. First player to find the ferret wins!

- ☐ **Word:** Say each F photo-word using your good F sound.
- ☐ **Phrase:** Say each F photo-word in the phrase "under \_\_\_\_."
- ☐ **Sentence:** Say each F photo-word in the sentence "Is the ferret under the \_\_\_\_?"



 <p><b>face</b></p>	 <p><b>farmer</b></p>	 <p><b>fin</b></p>
 <p><b>fireplace</b></p>	 <p><b>fig</b></p>	 <p><b>fox</b></p>
 <p><b>fence</b></p>	 <p><b>fiddle</b></p>	 <p><b>finger</b></p>



Name \_\_\_\_\_

Homework Helper \_\_\_\_\_

Date \_\_\_\_\_

**Initial F**



## 4-in-1 for Medial F

**Directions:** Read/say aloud each F photo-word below. Then, play one of the suggested games. As you take each turn, follow the directions checked (✓) below.

- ☐ **Word:** Say each F photo-word using your good F sound.
- ☐ **Phrase:** Say each F photo-word in the phrase “my \_\_\_\_.”
- ☐ **Sentence:** Say each F photo-word in the sentence “I found my \_\_\_\_.”

**Tic-Tac-Toe** - Players mark F photo-words with **X**'s and **O**'s. Three in a row wins!

**Lotto** - Helper calls out F photo-words and player(s) cover(s) them with tokens/chips.

**Cards** - Cut out the F photo-words. Use photos as flashcards.


**Memory** - Make an extra copy, cut out photos, and play matching/memory games.



**coffee**



**telephone**



**elephant**



**breakfast**



**trophy**



**goldfish**



**muffin**



**briefcase**



**sofa**

Name \_\_\_\_\_

Homework Helper \_\_\_\_\_

Date \_\_\_\_\_


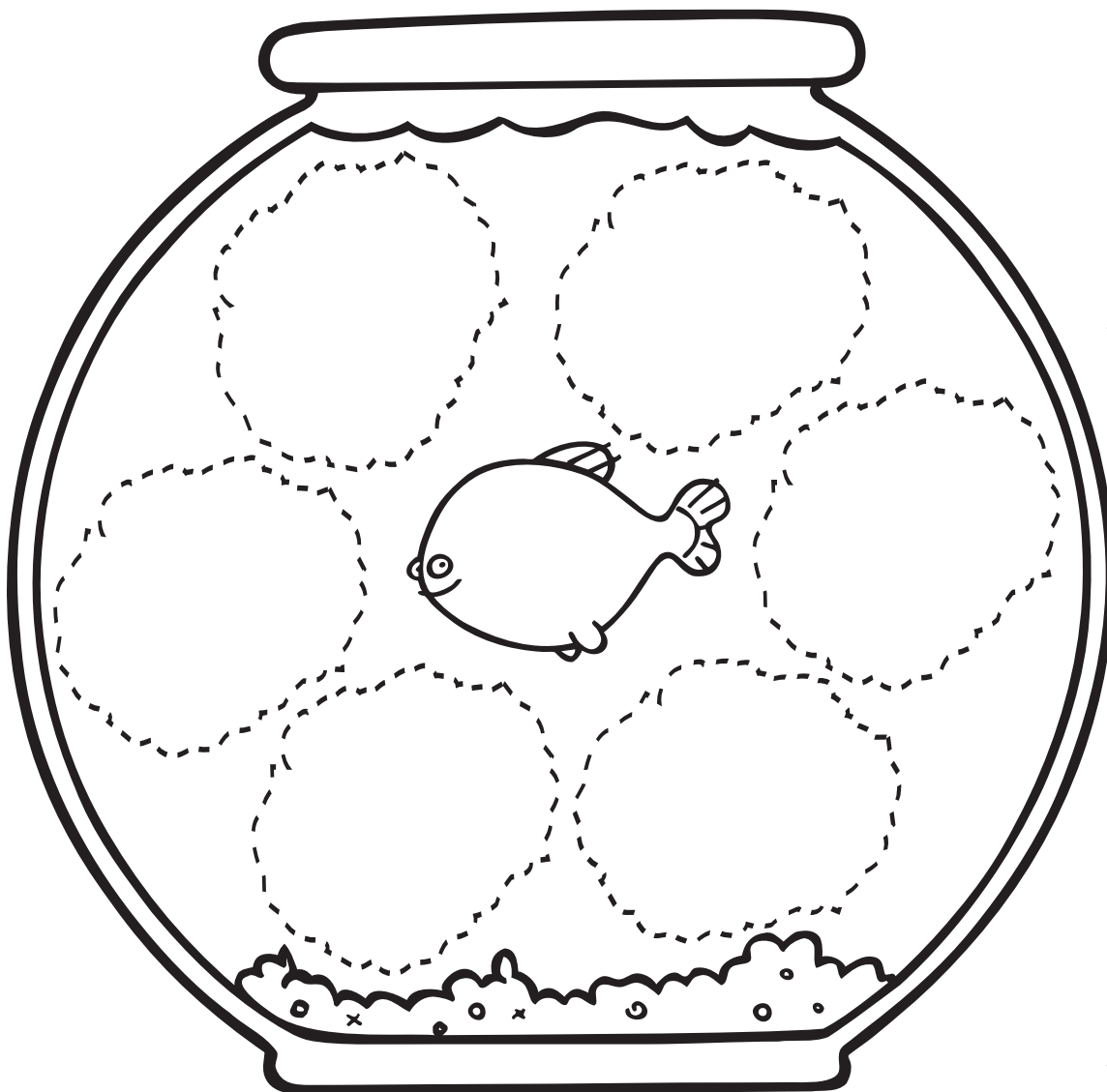
**Medial F**



# Goldfish Food

**Directions:** Read/say aloud each F photo-word. Cut out the goldfish food. As you glue/tape or place the food in the bowl, follow the directions checked (✓) below.

- ☐ **Word:** Say each F photo-word using your good F sound.
- ☐ **Phrase:** Say each F photo-word in the phrase “goldfish \_\_\_\_.”
- ☐ **Sentence:** Say each F photo-word in the sentence “I fed (a/an) \_\_\_\_ to the goldfish.”



Name \_\_\_\_\_

Homework Helper \_\_\_\_\_

Date \_\_\_\_\_

**Medial F**

# Funny Muffins

**Directions:** Read/say aloud each F photo-word below. Then color the muffins matching each color with it's number. As you color, follow the directions checked (✓) below.

- ☐ **Word:** Say each F photo-word using your good F sound.
- ☐ **Phrase:** Say each F photo-word in the phrase "a \_\_\_\_."
- ☐ **Sentence:** Say each F photo-word in the sentence "I colored a \_\_\_\_."

1



**coffee**  
(color red)

4



**goldfish**  
(color green)

2



**telephone**  
(color yellow)

5



**briefcase**  
(color orange)

3



**trophy**  
(color blue)

6



**sofa**  
(color purple)



Name \_\_\_\_\_

Homework Helper \_\_\_\_\_


Date \_\_\_\_\_

**Medial F**

# F Paper Chain

**Directions:** Read/say aloud each F photo-word below. Cut out the word strips. Turn them face down. Pick up a strip, and follow the directions checked (✓) below. When you are done, staple/glue the strips together to make a chain link.

- ☐ **Word:** Say each F photo-word using your good F sound.
- ☐ **Phrase:** Say each F photo-word in the phrase “\_\_\_ chain.”
- ☐ **Sentence:** Say each F photo-word in the sentence “\_\_\_ is on my chain.”



Glue	<b>coffee</b>		Glue
Glue	<b>telephone</b>		Glue
Glue	<b>breakfast</b>		Glue
Glue	<b>trophy</b>		Glue
Glue	<b>goldfish</b>		Glue
Glue	<b>muffin</b>		Glue

Name \_\_\_\_\_

Homework Helper \_\_\_\_\_

Date \_\_\_\_\_

**Medial F**

# F Classify It

**Directions:** Read/say aloud each F photo-word below. As you draw a line from each photo/word to the right category, follow the directions checked (✓) below.

- ☐ **Word:** Say each F photo-word using your good F sound.
- ☐ **Phrase:** Say each F photo-word in the phrase “the \_\_\_\_.”
- ☐ **Sentence:** Say each F photo-word in the sentence “\_\_\_\_ is in the right category.”



**magnifying glass**



**microphone**



**surfer**

**People**

**Things**



**grandfather**



**life jacket**



**police officer**

\_\_\_\_\_  
Name

\_\_\_\_\_  
Homework Helper

\_\_\_\_\_  
Date


**Medial F**

# F Tic-Tac-Toe

**Directions:** Read/say aloud each F photo-word below. Cut out each **X** and **O** below. Have each player choose an **X** or **O**. As players take turns covering the photo-words with an **X** or **O**, have the players follow the directions checked (✓) below.

- ☐ **Word:** Say each F photo-word using your good F sound.
- ☐ **Phrase:** Say each F photo-word in the phrase “\_\_\_ answer.”
- ☐ **Sentence:** Say each F photo-word in the sentence “My answer is \_\_\_.”

		
<b>surfer</b>	<b>grandfather</b>	<b>magnifying glass</b>
		
<b>headphones</b>	<b>buffalo</b>	<b>life jacket</b>
		
<b>daffodils</b>	<b>microphone</b>	<b>police officer</b>



Name \_\_\_\_\_

Homework Helper \_\_\_\_\_

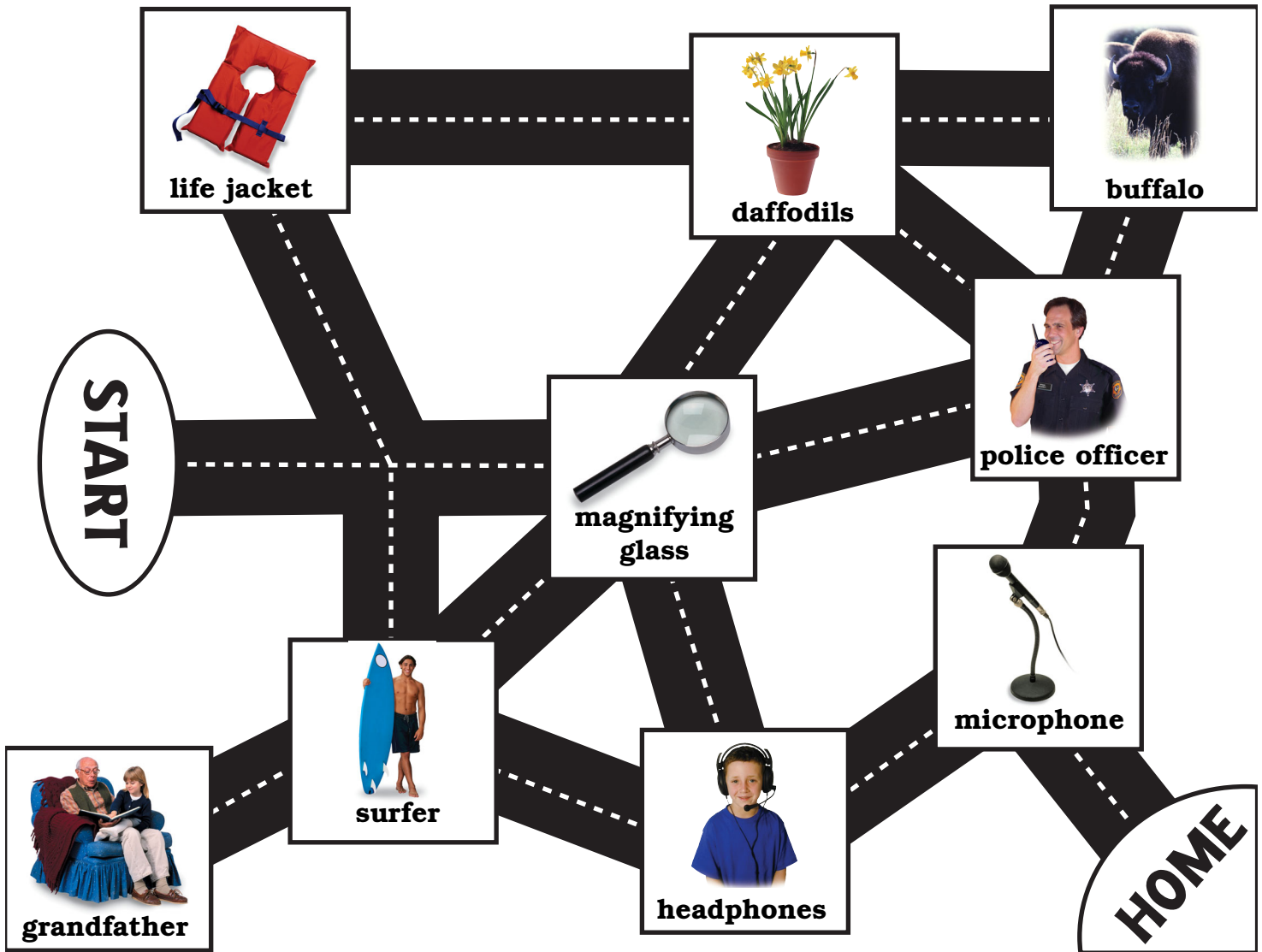
Date \_\_\_\_\_

**Medial F**

# The Road Not Taken

**Directions:** Read/say aloud each F photo-word below. Read each clue. Begin at “START” and read the first clue. This will tell you which way to go. Read the next clue and continue until you reach “HOME.” As you find your way home, follow the directions checked (✓) below.

- ☐ **Word:** Say each F photo-word using your good F sound.
- ☐ **Phrase:** Say each F photo-word in the phrase “found \_\_\_\_.”
- ☐ **Sentence:** Read each F photo-word in the sentence “I landed on the \_\_\_\_.”



1. I ride the waves.
2. I help you see small things.
3. I keep your head above water.
4. We are flowers.
5. My job is to keep you safe.
6. I make your voice loud.

Name \_\_\_\_\_

Homework Helper \_\_\_\_\_

Date \_\_\_\_\_



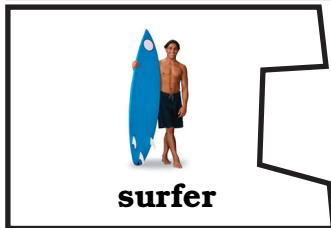
**Medial F**



# F Puzzle Crossover

**Directions:** Read/say aloud each F photo-word. As you draw a line from each photo-word to the word on the right that goes with it, follow the directions checked (✓) below.

- ☐ **Word:** Say each F photo-word using your good F sound.
- ☐ **Phrase:** Say each F photo-word in the phrase “\_\_\_ puzzle.”
- ☐ **Sentence:** Say each F photo-word in the sentence “I matched up the \_\_\_ puzzle.”



Name \_\_\_\_\_

Homework Helper \_\_\_\_\_

Date \_\_\_\_\_

**Medial F**

## 4-in-1 for Final F

**Directions:** Read/say aloud each F photo-word below. Then, play one of the suggested games. As you take each turn, follow the directions checked (✓) below.

- ☐ **Word:** Say each F photo-word using your good F sound.
- ☐ **Phrase:** Say each F photo-word in the phrase "a \_\_\_ card."
- ☐ **Sentence:** Say each F photo-word in the sentence "I have a \_\_\_ card."

**Tic-Tac-Toe** - Players mark F photo-words with **X**'s and **O**'s. Three in a row wins!

**Lotto** - Helper calls out F photo-words and player(s) cover(s) them with tokens/chips.

**Cards** - Cut out the F photo-words. Use photos as flashcards.


**Memory** - Make an extra copy, cut out photos, and play matching/memory games.



**chief**



**leaf**



**loaf**



**wolf**




**giraffe**



**wife**



**knife**



**hoof**



**chef**

Name \_\_\_\_\_

Homework Helper \_\_\_\_\_



Date \_\_\_\_\_

**Final F**

# Don't Leaf Me This Way

**Directions:** Read/say aloud each F photo-word below. Cut out each leaf. As you glue/tape or place each leaf on the tree, follow the directions checked (✓) below.

- ☐ **Word:** Say each F photo-word using your good F sound.
- ☐ **Phrase:** Say each F photo-word in the phrase “\_\_\_ on the tree.”
- ☐ **Sentence:** Say each F photo-word in the sentence “Place a \_\_\_ on the tree.”



Name \_\_\_\_\_

Homework Helper \_\_\_\_\_

Date \_\_\_\_\_

**Final F**


# Match the Half

**Directions:** Read/say aloud each F photo-word below. Cut out each photo-word and cut in half. Then, shuffle the photo-word halves and place them face down in a pile. As you draw a card and search for its other half, follow the directions checked (✓) below.


- ☐ **Word:** Say each F photo-word using your good F sound.
- ☐ **Phrase:** Say each F photo-word in the phrase “\_\_\_ half.”
- ☐ **Sentence:** Say each F photo-word in the sentence “I matched the \_\_\_.”



**chef**



**hoof**




**loaf**



**wife**



**giraffe**



**leaf**

Name \_\_\_\_\_

Homework Helper \_\_\_\_\_

Date \_\_\_\_\_

**Final F**

## F Trace Time

**Directions:** Read/say aloud each F photo-word below. Then, next to each photo-word trace the spelling of the word. As you write, follow the directions checked (✓) below.

- ☐ **Word:** Say each F photo-word using your good F sound.
- ☐ **Phrase:** Say each F photo-word in the phrase “\_\_\_ trace.”
- ☐ **Sentence:** Say each F photo-word in the sentence “I traced the word \_\_\_.”




**chief**

chief



**wife**

wife



**leaf**

leaf




**knife**

knife



**wolf**

wolf




**hoof**

hoof



**chef**

chef



**giraffe**

giraffe

Name \_\_\_\_\_

Homework Helper \_\_\_\_\_

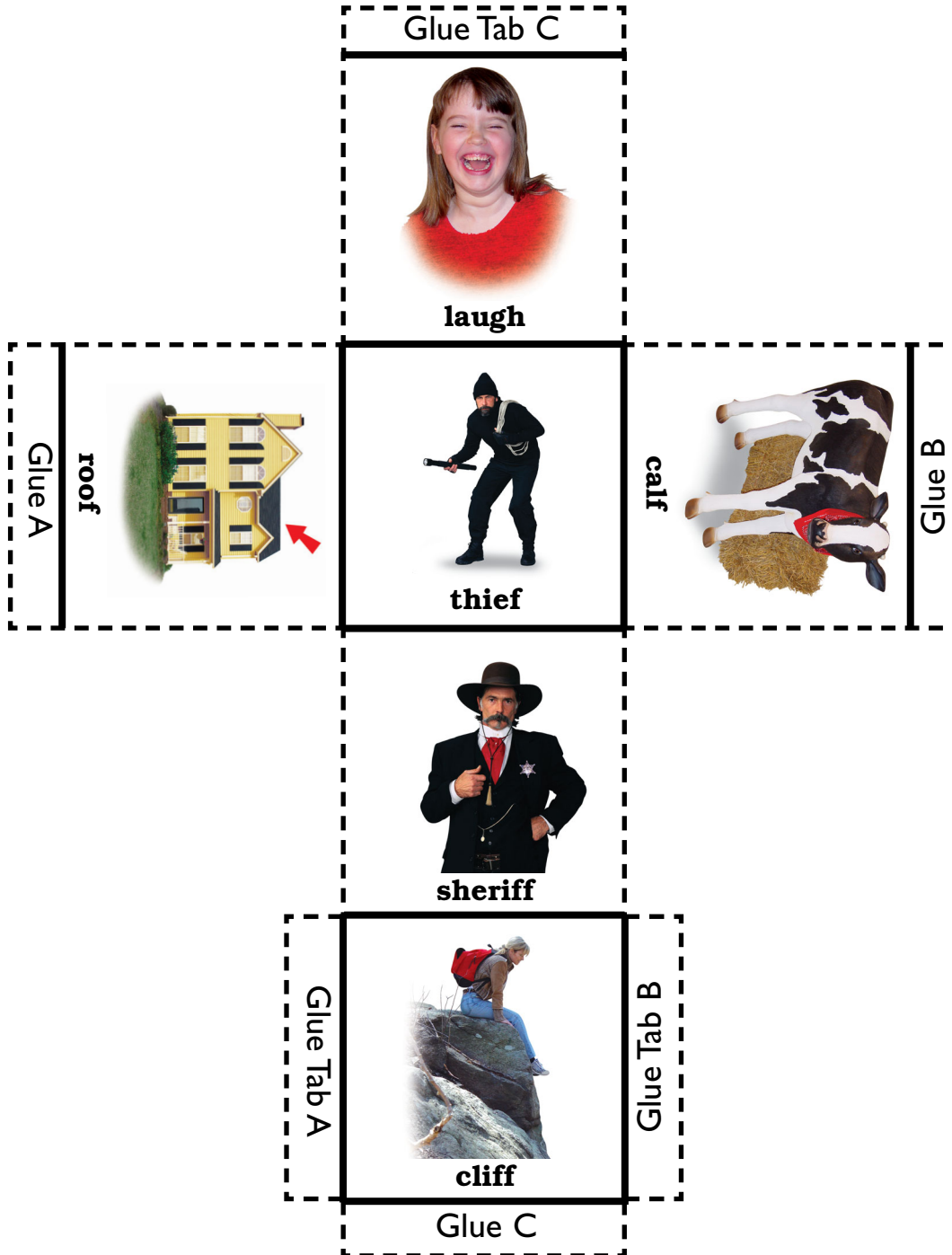
Date \_\_\_\_\_

**Final F**

# Toss the F Cube

**Directions:** Read/say aloud each F photo-word below. Assemble the cube: Glue onto construction paper if desired. Cut along the dotted lines. Fold on solid lines and glue. To play, toss the cube. As it lands with a photo-word face up, follow the directions checked (✓) below.

- ☐ **Word:** Say each F photo-word using your good F sound.
- ☐ **Phrase:** Say each F photo-word in the phrase “\_\_\_ side.”
- ☐ **Sentence:** Say each F photo-word in the sentence “It landed on \_\_\_.”



Name \_\_\_\_\_

Homework Helper \_\_\_\_\_

Date \_\_\_\_\_













**Final F**



# F Photo Search

**Directions:** Read/say aloud each F photo-word below. As you find and circle each photo-word that has your final F sound, follow the directions checked (✓) below.

- ☐ **Word:** Say each F photo-word using your good F sound.
- ☐ **Phrase:** Say each F photo-word in the phrase “find \_\_\_\_.”
- ☐ **Sentence:** Say each F photo-word in the sentence “I found (the) \_\_\_\_.”

				
<b>bus</b>	<b>guitar</b>	<b>laugh</b>	<b>bell</b>	<b>bed</b>
				
<b>helicopter</b>	<b>dinosaur</b>	<b>roof</b>	<b>safe</b>	<b>car</b>
				
<b>camel</b>	<b>cliff</b>	<b>tiger</b>	<b>cereal</b>	<b>calf</b>
				
<b>cuff</b>	<b>sheriff</b>	<b>beach ball</b>	<b>cough</b>	<b>dice</b>

## Word Bank

laugh    roof    safe    cliff    calf    cuff    sheriff    cough

Name \_\_\_\_\_

Homework Helper \_\_\_\_\_




















Date \_\_\_\_\_

**Final F**

# Which Way Is It?

**Directions:** Read/say aloud each F photo-word below. Then, match the photo-word that is in the same position. As you circle the matching word on each line, follow the directions checked (✓) below.

- ☐ **Word:** Say each F photo-word using your good F sound.
- ☐ **Phrase:** Say each F photo-word in the phrase “look for \_\_\_\_.”
- ☐ **Sentence:** Say each F photo-word in the sentence “This \_\_\_\_ is the same as this one.”

1.				
2.				
3.				
4.				
5.				

Name \_\_\_\_\_

Homework Helper



Date \_\_\_\_\_

**Final F**

# Fill the Safe

**Directions:** Read/say aloud each F photo-word below. Cut out the money and the slot on top of the safe. As you put the money in the safe, follow the directions checked (✓) below.

- ☐ **Word:** Say each F photo-word using your good F sound.
- ☐ **Phrase:** Say each F photo-word in the phrase “put \_\_\_ in.”
- ☐ **Sentence:** Say each F photo-word in the sentence “I put \_\_\_ in the safe.”



Name \_\_\_\_\_

Homework Helper \_\_\_\_\_

Date \_\_\_\_\_

**Final F**

# F-Surprise

**Directions:** Read/say aloud each F photo-word below. Then, close your eyes. Point to the page and open your eyes. Tell about the picture you picked using your good F sound!



**football**



**faucet**



**feet**



**fish**




**fork**



**food**



**feather**



**fan**



**fur**

Name \_\_\_\_\_

Homework Helper \_\_\_\_\_

Date \_\_\_\_\_


**Initial F  
Carryover**




# Silly WH-Questions

**Directions:** Read/say aloud each F photo-word below. Then, cut out the pictures. Place them face down. Choose a picture and glue/tape or place it at the end of a question. Then, answer each question using your good F sound.

1. Why did the




want to wear the




?

2. Where is the



and the




?

3. Why did the



land on the




?

4. Why did the



climb the




?

5. What did the



take to the



?



**fork**



**fur**



**fudge**



**fence**



**farmer**



Name \_\_\_\_\_

Homework Helper \_\_\_\_\_

Date \_\_\_\_\_

**Initial F  
Carryover**

## F Same and Different

**Directions:** Read/say aloud each F photo-word below. Then, tell how the words in the word pairs below are the same and how they are different. Use your good F sound!

1.



**coffee**



**muffin**

2.



**sofa**



**telephone**

3.



**elephant**



**goldfish**

Name \_\_\_\_\_

Homework Helper \_\_\_\_\_

Date \_\_\_\_\_

**Medial F  
Carryover**




## F Conversation Strips

**Directions:** Read/say aloud each F photo-word below. Then, cut apart the strips and place them face down. Choose a strip and talk about each one using at least five (5) sentences in your answer. For more F fun, choose another strip.



Tell me about your pet



(elephant), Sophie.

You find a swimming pool filled with



(breakfast). What do you do?

You meet a magical



(buffalo) named Clifford. What can he do?

What would you do if your hands were turned into a



(microphone) ?

You can swim underwater. Tell me about the



(goldfish) you meet.

Name \_\_\_\_\_

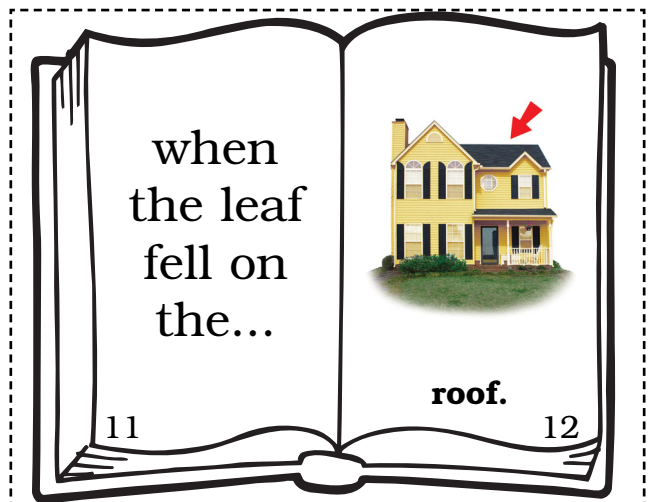




Homework Helper \_\_\_\_\_

Date \_\_\_\_\_

**Medial F  
Carryover**

# Silly F Story

**Directions:** Read/say aloud the story below. Then, cut out the books. Shuffle and place them face down. Put the story in order by page number. Then, tell the story, using your good F sound.



Name \_\_\_\_\_



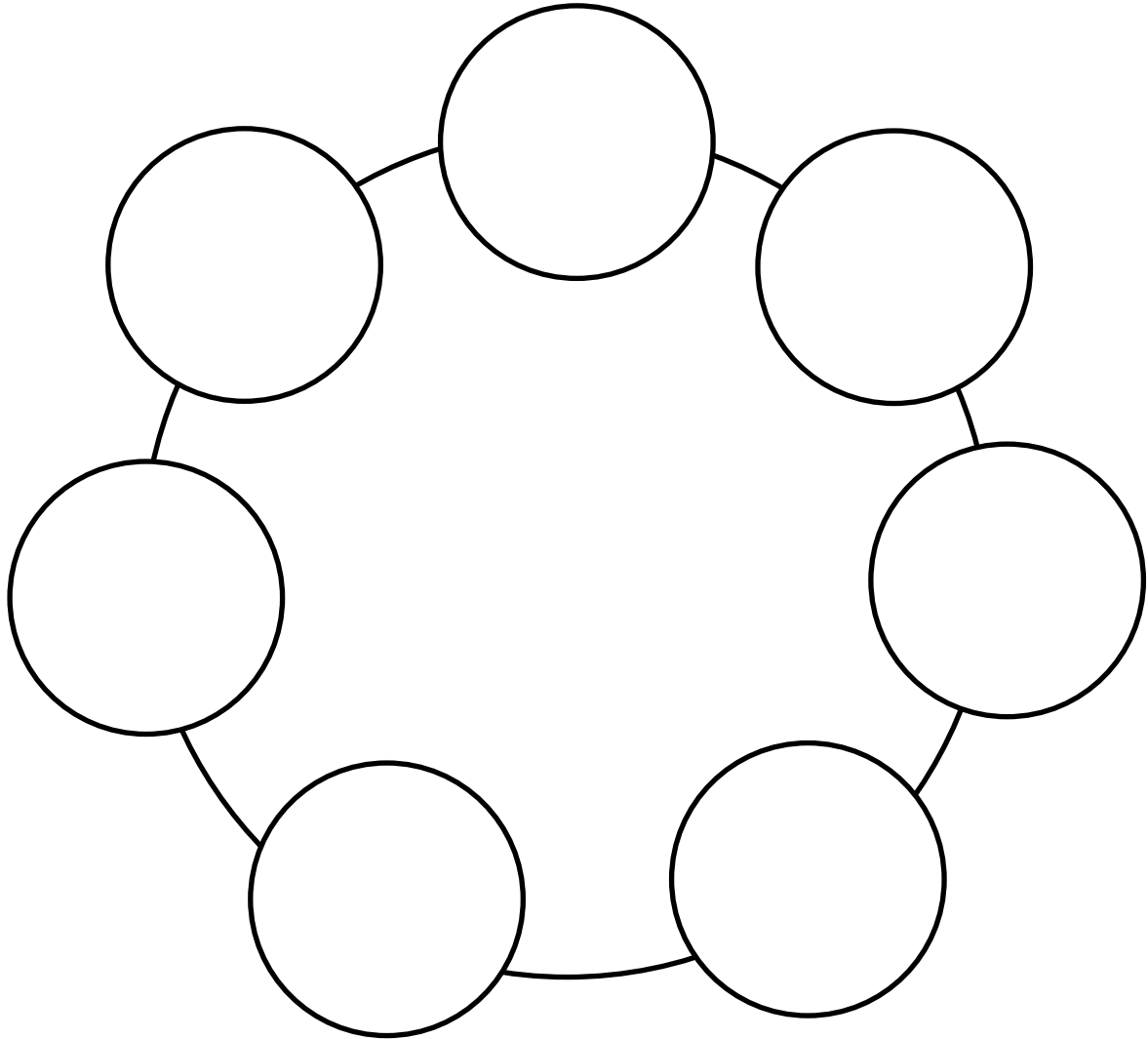
Homework Helper \_\_\_\_\_

Date \_\_\_\_\_

**Final F  
Carryover**

# F Story Loop

**Directions:** Read/say aloud each F photo-word below. Cut out the circles. Glue/tape or place any circles you wish on the story loop. Then, go around the loop and tell a story, using these F words. When you are done, mix up the words and tell another story!



Name \_\_\_\_\_

Homework Helper \_\_\_\_\_

Date \_\_\_\_\_

**Final F  
Carryover**

# What a Fabulous "F"!



---

Presented to

---

Speech-Language Pathologist

---

Date

# Fantastic Job with your “F” sound!



---

Presented to

---

Speech-Language Pathologist

---

Date



# You'll win a fortune with that "F" sound!



---

Presented to

---

Speech-Language Pathologist

---

Date

# Your “F” sound is in first place!



\_\_\_\_\_  
Presented to

\_\_\_\_\_  
Speech-Language Pathologist

\_\_\_\_\_  
Date

\_\_\_\_\_ is  
Student's Name


# famous for his/her “F” sound!



\_\_\_\_\_  
Speech-Language Pathologist

\_\_\_\_\_  
Date

# Speech Award for



**"F"**



# Achievement

Presented to

Speech-Language Pathologist

Date

#BKAQ-13

# F Artic Quickies™

Webber® Books on CD-ROM





Click on the  
Covers to View  
Workbooks

Click Below  
to View  
Master Pages

Color

Black & White



**Do not copy this disk!**

[Click Here For Information](#)



[Click here for CD Directions](#)  
[About Super Duper®](#)