

# Introduction



*G Artic Quickies™* is two photo-based products in one – a reproducible workbook and a CD-ROM - full of handy articulation fun sheets for the busy Speech-Language Pathologist. *G Quickies™* takes the 28 G photo-words found in the *G Artic Photos Fun Deck®* published by Super Duper® Publications, combines them with 28 more bonus G photo-words, and creates beautiful color and/or black and white activity pages.

This CD-ROM features:

- Thirty (30) color or black and white G articulation pages (8 initial, 8 medial, 8 final and 6 carryover pages), plus five (5) G awards pages. You print out the version that is best for you!
- Directions on the pages that allow the SLP to choose the appropriate level of articulation practice – word, phrase or sentence.
- Six (6) bonus blank “master” articulation pages that allow you to make your own customized articulation pages.

Plus you can customize the names and dates on each worksheet as well as enter words on the master pages.



# 4-in-1 for Initial G

**Directions:** Read/say aloud each G photo-word below. Then, play one of the suggested games. As you take each turn, follow the directions checked (✓) below.

- ☐ **Word:** Say each G photo-word using your good G sound.
- ☐ **Phrase:** Say each G photo-word in the phrase “a \_\_\_ card.”
- ☐ **Sentence:** Say each G photo-word in the sentence “I have a \_\_\_ card.”

**Tic-Tac-Toe** - Players mark G photo-words with **X**'s and **O**'s. Three in a row wins!

**Lotto** - Helper calls out G photo-words and player(s) cover(s) them with tokens/chips.

**Cards** - Cut out the G photo-words. Use them as flashcards.

**Memory** - Make an extra copy, cut out photos, and play matching/memory games.



girl



guitar




gum



gorilla



gift



golfer



gold



gardener



ghost

Name \_\_\_\_\_

Homework Helper \_\_\_\_\_

Date \_\_\_\_\_

**Initial G**

# Give a Gift

**Directions:** Read/say aloud each G photo-word below. Then, cut them out. As you glue/tape or place each present on the table, follow the directions checked (✓) below.

- ☐ **Word:** Say each G photo-word using your good G sound.
- ☐ **Phrase:** Say each G photo-word in the phrase “a \_\_\_ gift.”
- ☐ **Sentence:** Say each G photo-word in the sentence “I gave a \_\_\_ gift.”



\_\_\_\_\_  
Name

\_\_\_\_\_  
Homework Helper

\_\_\_\_\_  
Date

**Initial G**

# Who Said That?

**Directions:** Read/say aloud each G photo-word below. Read each statement in the middle and ask, **“Who said that?”** As you draw a line from each statement to the correct picture, follow the directions checked (✓) below.

- ☐ **Word:** Say each G photo-word using your good G sound.
- ☐ **Phrase:** Say each G photo-word in the phrase “my \_\_\_\_.”
- ☐ **Sentence:** Say each G photo-word in the sentence “\_\_\_\_ said that.”



**gardener**

“I’m sticky.”



**guitar**

“I keep your feet dry.”



**gold**

“I’m a shiny metal!”



**gift**

“I like to plant flowers.”



**galoshes**

“I say, ‘Boo!’”



**gum**

“I play music.”



**ghost**

“You unwrap me.”



**golfer**

“I swing a club.”

\_\_\_\_\_  
Name

\_\_\_\_\_  
Homework Helper

\_\_\_\_\_  
Date

**Initial G**



# G Listen and Follow

**Directions:** Read/say aloud each G photo-word below. Use the photo-words for clues. As you answer each question, follow the directions checked (✓) below.

- ☐ **Word:** Say each G photo-word using your good G sound.
- ☐ **Phrase:** Say each G photo-word answer in the phrase “mark \_\_\_\_.”
- ☐ **Sentence:** Say each G photo-word answer in the sentence “I marked the \_\_\_\_.”

1. Who grows flowers? (Circle it.)
2. What can you chew? (Underline it.)
3. What is a musical instrument? (Draw a line through it.)
4. Who hits a hole in one? (Draw a star on it.)
5. What are boots that go over shoes? (Draw an “X” on it.)
6. What is at the end of a rainbow? (Draw a square around it.)



**gum**



**golfer**



**gardener**



**galoshes**



**guitar**



**gold**

\_\_\_\_\_  
Name

\_\_\_\_\_  
Homework Helper

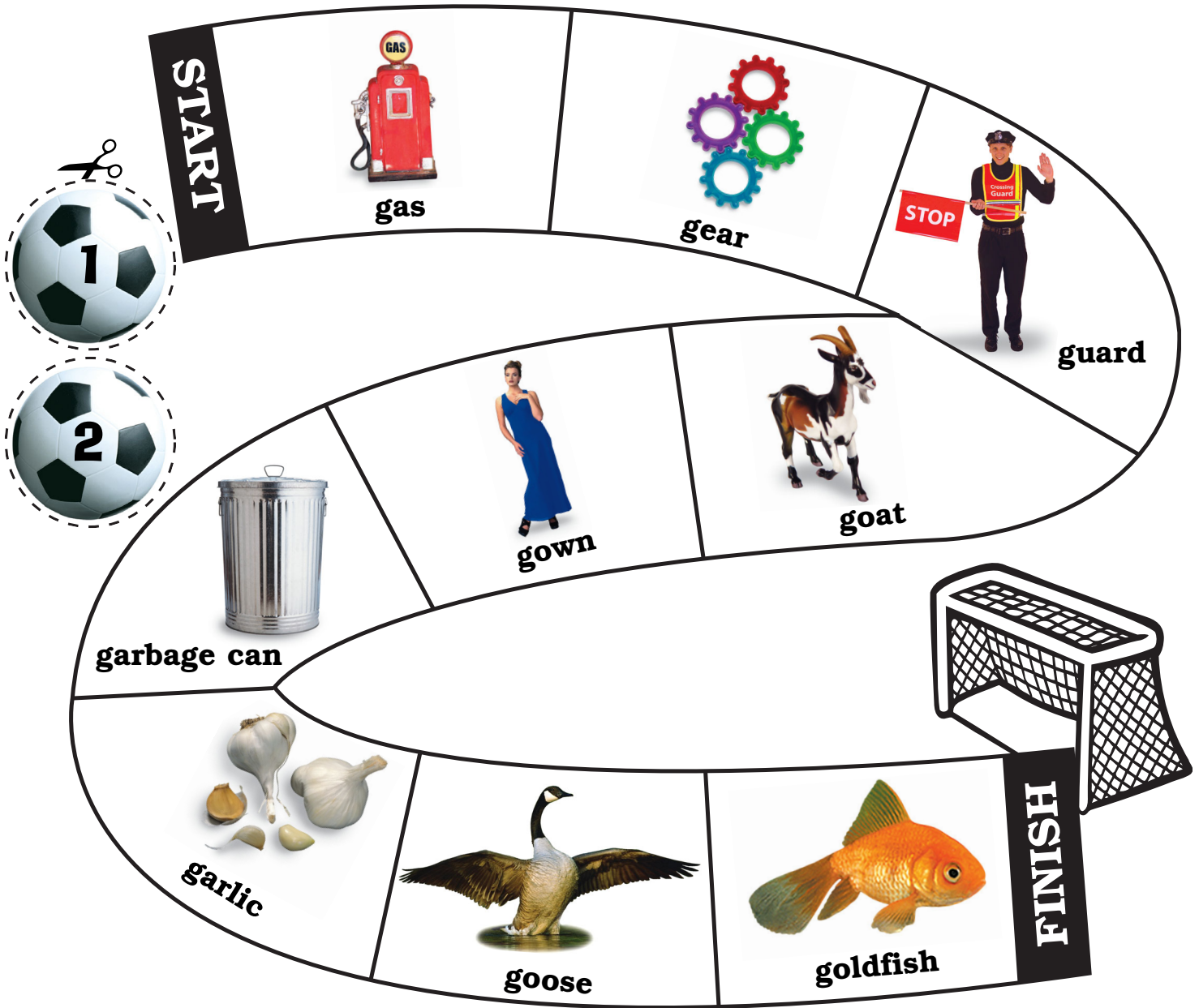
\_\_\_\_\_  
Date

**Initial G**

# Get a Goal

**Directions:** Read/say aloud each G photo-word below. Then, cut out the markers. Flip a coin (heads = 1, tails = 2) to determine how many spaces to move. As you move along the board, follow the directions checked (✓) below.

- ☐ **Word:** Say each G photo-word using your good G sound.
- ☐ **Phrase:** Say each G photo-word in the phrase “\_\_\_ space.”
- ☐ **Sentence:** Say each G photo-word in the sentence, “I landed on \_\_\_\_.”



Name \_\_\_\_\_

Homework Helper \_\_\_\_\_




Date \_\_\_\_\_

Initial **G**

# Girl or Gift?

**Directions:** Read/say aloud each G photo-word below. Then, cut out the bows. As you glue/tape or place each bow on the girl or gift, follow the directions checked (✓) below.

- ☐ **Word:** Say each G photo-word using your good G sound.
- ☐ **Phrase:** Say each G photo-word in the phrase “\_\_\_ on a girl/gift.”
- ☐ **Sentence:** Say each G photo-word in the sentence “Put (a) \_\_\_ on a girl/gift.”



Name \_\_\_\_\_

Homework Helper \_\_\_\_\_

Date \_\_\_\_\_

**Initial G**

# Circle One

**Directions:** Read/say aloud each G photo-word below. Then, read each statement. As you draw a circle around each correct answer, follow the directions checked (✓) below.

- ☐ **Word:** Say each G photo-word using your good G sound.
- ☐ **Phrase:** Say each G photo-word in the phrase “circle \_\_\_\_.”
- ☐ **Sentence:** Say each G photo-word in the sentence “I circled \_\_\_\_.”

1. Circle the place you put trash.



**goal**



**garbage can**

2. Circle the fancy dress.



**gown**



**goldfish**

3. Circle the animal with horns.



**goat**



**garlic**

4. Circle the liquid that you put in a car.



**gas**



**gear**

5. Circle the bird that honks.



**goose**



**guard**

Name \_\_\_\_\_

Homework Helper \_\_\_\_\_

Date \_\_\_\_\_










**Initial G**

# Hide the Gold

**Directions:** Read/say aloud each G photo-word below. Cut out the cards and the gold. Place photos face up. Helper hides the gold under a card. Player tries to find it. Each time player points to a photo, he/she follows the directions checked (✓) below. First player to find the gold wins!

- ☐ **Word:** Say each G photo-word using your good G sound.
- ☐ **Phrase:** Say each G photo-word in the phrase "under \_\_\_\_."
- ☐ **Sentence:** Say each G photo-word in the sentence "Is the gold under the \_\_\_\_?"



 <b>gas</b>	 <b>goal</b>	 <b>gear</b>
 <b>guard</b>	 <b>gown</b>	 <b>garbage can</b>
 <b>garlic</b>	 <b>goose</b>	 <b>goldfish</b>



Name \_\_\_\_\_

Homework Helper \_\_\_\_\_

Date \_\_\_\_\_

**Initial G**



## 4-in-1 for Medial G

**Directions:** Read/say aloud each G photo-word below. Then, play one of the suggested games. As you take each turn, follow the directions checked (✓) below.

- ☐ **Word:** Say each G photo-word using your good G sound.
- ☐ **Phrase:** Say each G photo-word in the phrase “a/an \_\_\_ card.”
- ☐ **Sentence:** Say each G photo-word in the sentence “I have a/an \_\_\_ card.”

**Tic-Tac-Toe** - Players mark G photo-words with **X**'s and **O**'s. Three in a row wins!

**Lotto** - Helper calls out G photo-words and player(s) cover(s) them with tokens/chips.

**Cards** - Cut out the G photo-words. Use photos as flashcards.

**Memory** - Make an extra copy, cut out photos, and play matching/memory games.



**spaghetti**



**kangaroo**



**piggy bank**



**hamburger**



**tiger**



**jogger**



**alligator**



**eggs**



**singer**

Name \_\_\_\_\_

Homework Helper \_\_\_\_\_

Date \_\_\_\_\_


**Medial G**



# Hamburger Cookout

**Directions:** Read/say aloud each G photo-word below. Cut out the hamburgers. As you glue/tape or place the hamburgers on the grill, follow the directions checked (✓) below.

- ☐ **Word:** Say each G photo-word using your good G sound.
- ☐ **Phrase:** Say each G photo-word in the phrase “\_\_\_ hamburger.”
- ☐ **Sentence:** Say each G photo-word in the sentence “My hamburger has the \_\_\_ in it.”



Name \_\_\_\_\_

Homework Helper \_\_\_\_\_

Date \_\_\_\_\_

**Medial G**

# Color the Eggs!

**Directions:** Read/say aloud each G photo-word below. Then, color the egg matching each color with its number. As you color, follow the directions checked (✓) below.

- ☐ **Word:** Say each G photo-word using your good G sound.
- ☐ **Phrase:** Say each G photo-word in the phrase “a/an \_\_\_ egg.”
- ☐ **Sentence:** Say each G photo-word in the sentence “I colored a/an \_\_\_ egg.”



Name \_\_\_\_\_


Homework Helper \_\_\_\_\_

Date \_\_\_\_\_







**Medial G**

# G Paper Chain

**Directions:** Read/say aloud each G photo-word below. Cut out the word strips. Turn them face down. Pick up a strip, and follow the directions checked (✓) below. When you are done, staple/glue the strips together to make a chain link.



- ☐ **Word:** Say each G photo-word using your good G sound.
- ☐ **Phrase:** Say each G photo-word in the phrase “\_\_\_ chain.”
- ☐ **Sentence:** Say each G photo-word in the sentence “\_\_\_ is/are on my chain.”

Glue	eggs		Glue
Glue	alligator		Glue
Glue	tiger		Glue
Glue	piggy bank		Glue
Glue	spaghetti		Glue
Glue	jogger		Glue

Name \_\_\_\_\_

Homework Helper \_\_\_\_\_

Date \_\_\_\_\_

**Medial G**

# Classify It

**Directions:** Read/say aloud each G photo-word below. As you draw a line from each photo-word to the correct category, follow the directions checked (✓) below.

- ☐ **Word:** Say each G photo-word using your good G sound.
- ☐ **Phrase:** Say each G photo-word in the phrase “the \_\_\_\_.”
- ☐ **Sentence:** Say each G photo-word in the sentence “\_\_\_\_ is in the right category.”



**sugar**



**bagel**



**merry-go-round**

**Food**

**Things**



**asparagus**



**luggage**



**wagon**

\_\_\_\_\_  
Name

\_\_\_\_\_  
Homework Helper

\_\_\_\_\_  
Date


**Medial G**

# G Tic-Tac-Toe

**Directions:** Read/say aloud each G photo-word below. Cut out each **X** and **O** below. Have each player choose an **X** or **O**. As players take turns covering the photo-words with an **X** or **O**, follow the directions checked (✓) below.

- ☐ **Word:** Say each G photo-word using your good G sound.
- ☐ **Phrase:** Say each G photo-word in the phrase “ \_\_\_ answer”
- ☐ **Sentence:** Say each G photo-word in the sentence “My answer is \_\_\_.”

 <b>wagon</b>	 <b>asparagus</b>	 <b>lifeguard</b>
 <b>luggage</b>	 <b>sugar</b>	 <b>bagel</b>
 <b>chicken nuggets</b>	 <b>merry-go-round</b>	 <b>target</b>



Name \_\_\_\_\_

Homework Helper \_\_\_\_\_

Date \_\_\_\_\_

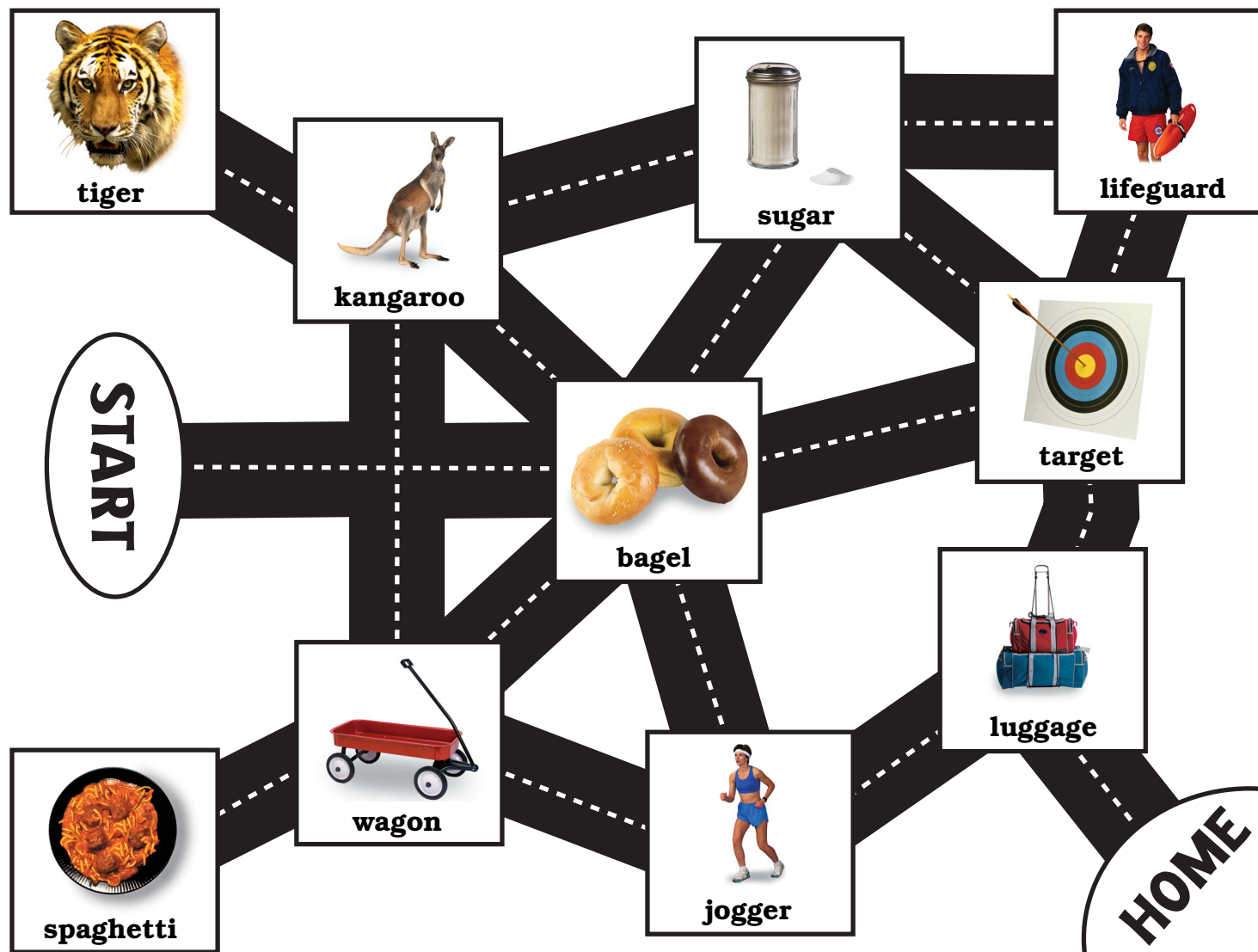
**Medial G**



# The Road Not Taken

**Directions:** Read/say aloud each G photo-word below. Read each clue. Begin at “START” and read the first clue. This will tell you which way to go. Read the next clue and continue until you reach “HOME.” As you find your way home, follow the directions checked (✓) below.

- ☐ **Word:** Say each G photo-word using your good G sound.
- ☐ **Phrase:** Say each G photo-word in the phrase “found \_\_\_\_.”
- ☐ **Sentence:** Say each G photo-word in the sentence “I found the \_\_\_\_.”



Clues:

1. I am fun to ride in or pull.
2. I am bread with a hole in the middle.
3. I am sweet.
4. I work at the pool.
5. I have a bullseye.
6. I am also called a suitcase.

Name \_\_\_\_\_

Homework Helper \_\_\_\_\_

Date \_\_\_\_\_

**Medial G**



# G Puzzle Crossover

**Directions:** Read/say aloud each G photo-word. As you draw a line from each photo-word to the word on the right that goes with it, follow the directions checked (✓) below.

- ☐ **Word:** Say each G photo-word using your good G sound.
- ☐ **Phrase:** Say each G photo-word in the phrase “\_\_\_ puzzle.”
- ☐ **Sentence:** Say each G photo-word in the sentence “I matched the \_\_\_ puzzle.”



**lifeguard**



**luggage**



**sugar**



**bagel**



**chicken nuggets**



**merry-go-round**



**jelly**



**French fries**



**slide**



**whistle**



**coffee**



**airplane**

Name \_\_\_\_\_

Homework Helper \_\_\_\_\_

Date \_\_\_\_\_

**Medial G**

## 4-in-1 for Final G

**Directions:** Read/say aloud each G photo-word below. Then, play one of the suggested games. As you take each turn, follow the directions checked (✓) below.


- ☐ **Word:** Say each G photo-word using your good G sound.
- ☐ **Phrase:** Say each G photo-word in the phrase “a \_\_\_ card.”
- ☐ **Sentence:** Say each G photo-word in the sentence “I have a \_\_\_ card.”

**Tic-Tac-Toe** - Players mark G photo-words with **X**'s and **O**'s. Three in a row wins!

**Lotto** - Helper calls out G photo-words and player(s) cover(s) them with tokens/chips.

**Cards** - Cut out the G photo-words. Use photos as flashcards.

**Memory** - Make an extra copy, cut out photos, and play matching/memory games.



Name \_\_\_\_\_

Homework Helper \_\_\_\_\_


Date \_\_\_\_\_

**Final G**

# Spot the Ladybug

**Directions:** Read/say aloud each G photo-word below. Cut out each spot. As you glue/tape or place each spot on the ladybug, follow the directions checked (✓) below.

- ☐ **Word:** Say each G photo-word using your good G sound.
- ☐ **Phrase:** Say each G photo-word in the phrase “\_\_\_ on the ladybug.”
- ☐ **Sentence:** Say each G photo-word in the sentence “Place a \_\_\_ on the ladybug.”



Name \_\_\_\_\_

Homework Helper \_\_\_\_\_

Date \_\_\_\_\_

**Final G**

## Match the Half

**Directions:** Read/say aloud each G photo-word below. Cut out each photo-word and cut in half. Then, shuffle the photo-word halves and place them face down in a pile. As you draw a card and search for its other half, follow the directions checked (✓) below.


- ☐ **Word:** Say each G photo-word using your good G sound.
- ☐ **Phrase:** Say each G photo-word in the phrase “\_\_\_ half.”
- ☐ **Sentence:** Say each G photo-word in the sentence “I matched the \_\_\_.”



**rug**




**ladybug**



**dog**



**leg**



**frog**



**bag**

Name \_\_\_\_\_

Homework Helper \_\_\_\_\_

Date \_\_\_\_\_

**Final G**


# G Trace Time

**Directions:** Read/say aloud each G photo-word below. Then, next to each photo-word trace the spelling of the word. As you write, follow the directions checked (✓) below.


☐ **Word:** Say each G photo-word using your good G sound.

☐ **Phrase:** Say each G photo-word in the phrase “\_\_\_ trace.”


☐ **Sentence:** Say each G photo-word in the sentence “I traced the word \_\_\_.”



**flag**



**dog**




**plug**



**rug**



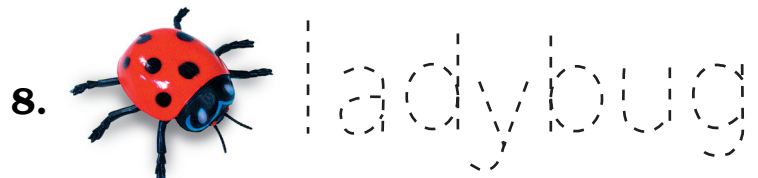
**bag**



**frog**



**leg**



**ladybug**

Name \_\_\_\_\_

Homework Helper \_\_\_\_\_

Date \_\_\_\_\_

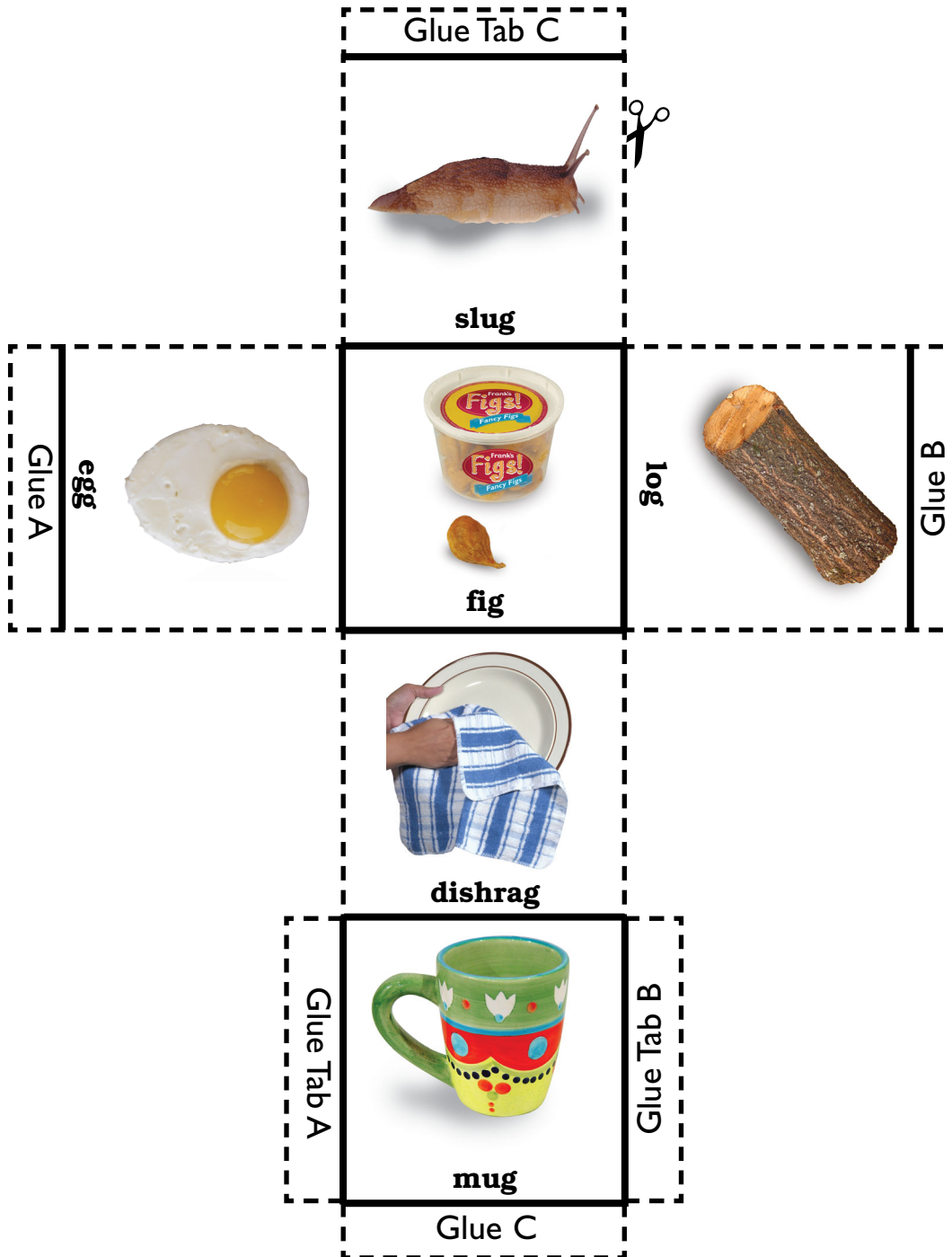
**Final G**



# Toss the G Cube

**Directions:** Read/say aloud each G photo-word below. Assemble the cube: Glue onto construction paper if desired. Cut along the dotted lines. Fold on solid lines and glue. To play, toss the cube. As it lands with a photo-word face up, follow the directions checked (✓) below.

- ☐ **Word:** Say each G photo-word using your good G sound.
- ☐ **Phrase:** Say each G photo-word in the phrase “\_\_\_ side.”
- ☐ **Sentence:** Say each G photo-word in the sentence “It landed on \_\_\_.”



Name \_\_\_\_\_

Homework Helper \_\_\_\_\_

Date \_\_\_\_\_

**Final G**



# G Photo Search

**Directions:** Read/say aloud each G photo-word below. As you find and circle each photo-word that has your final G sound, follow the directions checked (✓) below.

- ☐ **Word:** Say each G photo-word using your good G sound.
- ☐ **Phrase:** Say each G photo-word in the phrase “find \_\_\_\_.”
- ☐ **Sentence:** Say each G photo-word in the sentence “I found the \_\_\_\_.”

				
<b>bicycle</b>	<b>sleeping bag</b>	<b>thermos</b>	<b>slug</b>	<b>briefcase</b>
				
<b>fig</b>	<b>mug</b>	<b>bed</b>	<b>pizza</b>	<b>thief</b>
				
<b>tag</b>	<b>egg</b>	<b>cell phone</b>	<b>chalk</b>	<b>dishrag</b>
				
<b>chocolate</b>	<b>baseball</b>	<b>pig</b>	<b>lock</b>	<b>log</b>

## Word Bank

slug egg fig log dishrag tag pig mug sleeping bag

Name \_\_\_\_\_

Homework Helper \_\_\_\_\_





















Date \_\_\_\_\_

**Final G**

# Which Way Is It?

**Directions:** Read/say aloud each G photo-word below. Then, match the photo-word that is in the same position. As you circle the matching word on each line, follow the directions checked (✓) below.

- ☐ **Word:** Say each G photo-word using your good G sound.
- ☐ **Phrase:** Say each G photo-word in the phrase “look for \_\_\_\_.”
- ☐ **Sentence:** Say each G photo-word in the sentence “This \_\_\_\_ is the same as this one.”

1.	 <p>slug</p>	 <p>slug</p>	 <p>slug</p>	 <p>slug</p>
2.	 <p>log</p>	 <p>log</p>	 <p>log</p>	 <p>log</p>
3.	 <p>fig</p>	 <p>fig</p>	 <p>fig</p>	 <p>fig</p>
4.	 <p>dishrag</p>	 <p>dishrag</p>	 <p>dishrag</p>	 <p>dishrag</p>
5.	 <p>pig</p>	 <p>pig</p>	 <p>pig</p>	 <p>pig</p>

Name \_\_\_\_\_

Homework Helper \_\_\_\_\_




Date \_\_\_\_\_

**Final G**

# Pig Pile

**Directions:** Read/say aloud each G photo-word. Then, cut out the pigs, and place them face down. As you flip over a pig, follow the directions checked (✓) below and place the pig in a “pig pile.”

- ☐ **Word:** Say each G photo-word using your good G sound.
- ☐ **Phrase:** Say each G photo-word in the phrase “ \_\_\_\_ pig.”
- ☐ **Sentence:** Say each G photo-word in the sentence “I put a/an \_\_\_\_ pig in a pile.”



Name \_\_\_\_\_

Homework Helper \_\_\_\_\_

Date \_\_\_\_\_

**Final G**

# G-Surprise

**Directions:** Read/say aloud each G photo-word below. Then, close your eyes. Point to the page and open your eyes. Tell about the picture you picked using your good G sound!



**gorilla**



**gold**



**golfer**



**ghost**



**girl**



**gift**



**guitar**



**gardener**



**gum**

Name \_\_\_\_\_

Homework Helper \_\_\_\_\_

Date \_\_\_\_\_

**Initial G  
Carryover**




# Silly WH-Questions

**Directions:** Read/say aloud each G photo-word below. Then, cut out the pictures. Place them face down. Choose a picture and glue/tape or place it at the end of a question. Then, answer each question using your good G sound.

1. What did the



say to the




?

2. When did the



find the




?

3. Where is the



and the



?

4. Why did the




have a




?

5. Why did the



play the



?



Name \_\_\_\_\_

Homework Helper \_\_\_\_\_

Date \_\_\_\_\_

**Initial G  
Carryover**

## G Same and Different

**Directions:** Read/say aloud each G photo-word below. Then, tell how the words in the word pairs below are the same and how they are different. Use your good G sound!

1.



**spaghetti**



**hamburger**

2.



**lifeguard**



**jogger**

3.



**kangaroo**



**tiger**

Name \_\_\_\_\_

Homework Helper \_\_\_\_\_

Date \_\_\_\_\_

**Medial G  
Carryover**



# G Conversation Strips

**Directions:** Read/say aloud each G photo-word below. Then, cut apart the strips and place them face down. Choose a strip and talk about each one, using at least five (5) sentences in your answer. For more G fun, choose another strip.



You found the biggest (merry-go-round) in the world. Tell me about it.



Tell me about Maggie, the (kangaroo), that lives in your house.



Tell me about the (tiger) at the circus.



You find a (piggy bank) that always has money in it. What do you do?



How would you make a (hamburger)?



Name \_\_\_\_\_







Homework Helper \_\_\_\_\_

Date \_\_\_\_\_

**Medial G  
Carryover**

# Silly G Story

**Directions:** Read/say aloud the story below. Then, cut out the books. Shuffle and place them face down. Put the story in order by page number. Then, tell the story, using your good G sound.



Name \_\_\_\_\_


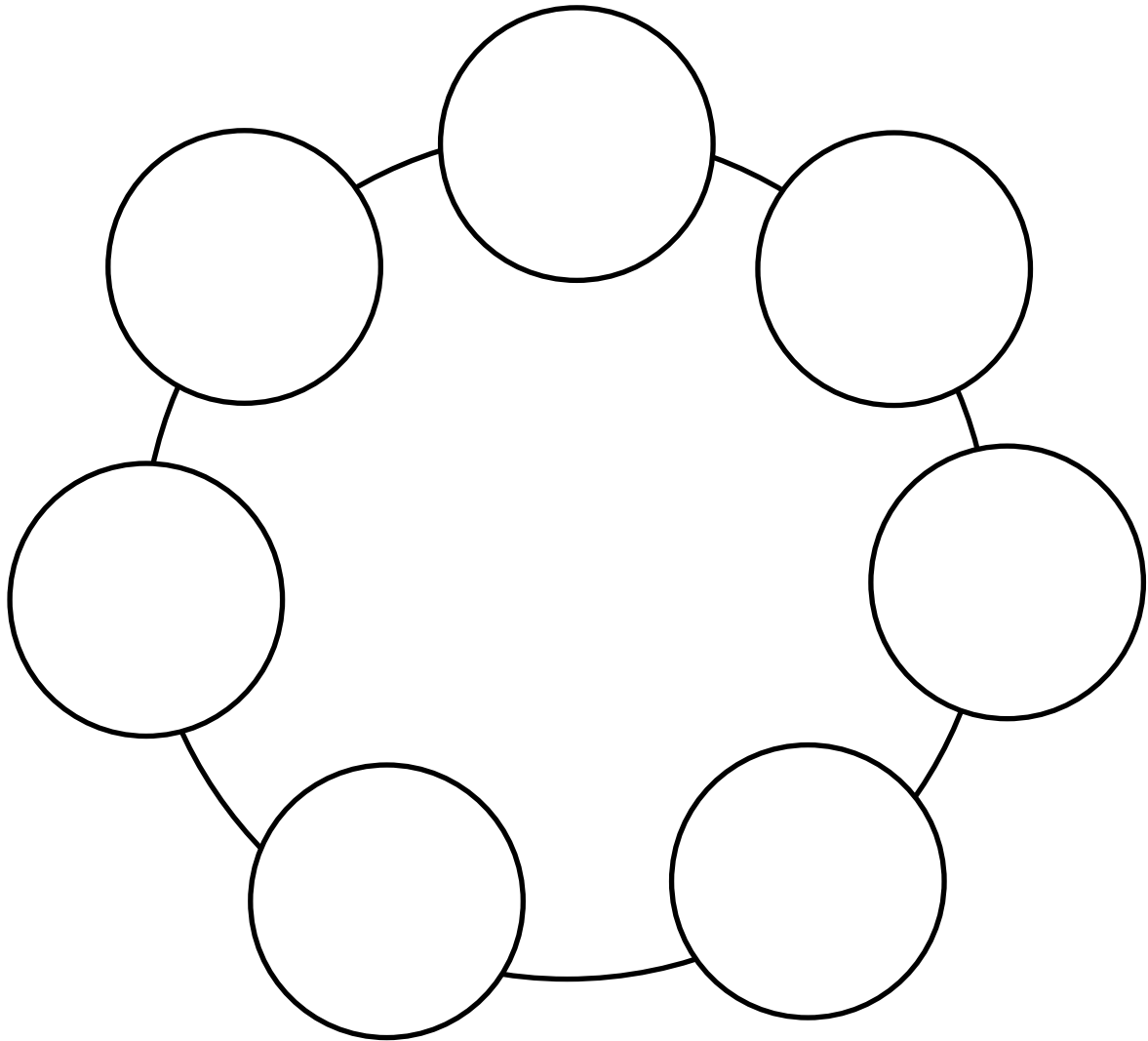
Homework Helper \_\_\_\_\_

Date \_\_\_\_\_

**Final G  
Carryover**

# G Story Loop

**Directions:** Read/say aloud each G photo-word below. Cut out the circles. Glue/tape or place any circles you wish on the story loop. Then, go around the loop and tell a story, using these G words. When you are done, mix up the words and tell another story!



Name \_\_\_\_\_

Homework Helper \_\_\_\_\_

Date \_\_\_\_\_

**Final G  
Carryover**

# Good Job!

Your “G”  
sound is  
perfect!



---

Presented to

---

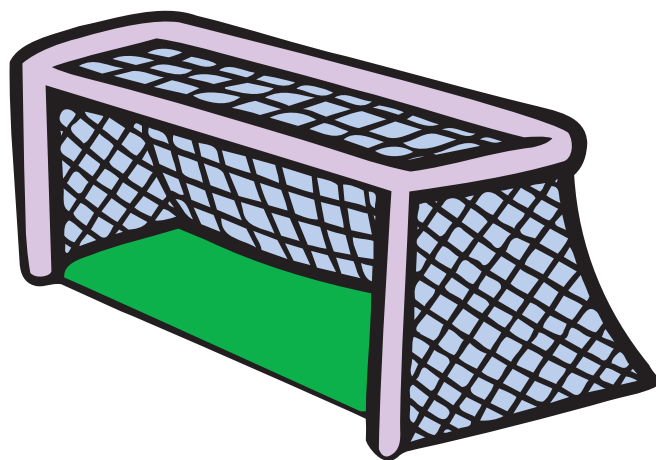
Speech-Language Pathologist

---

Date

# Congratulations!

*You've reached  
your goal!*



What a  
great "G"  
sound!

---

Presented to

---

Speech-Language Pathologist

---

Date



Golly!  
What a  
gorgeous  
"G" sound!



---

Presented to

---

Speech-Language Pathologist

---

Date

Your "G" sound is  
as good as gold!



Presented to

Speech-Language Pathologist

Date

# You've got a gift for Gab!



---

Presented to

---

Speech-Language Pathologist

---

Date

## What a good “G” sound!

# Speech Award

for  
"G"



# Achievement

Presented to

Speech-Language Pathologist

Date

#BKAQ-12

Click on the  
Covers to View  
Workbooks

# G Artic Quickies™



Webber® Books on CD-ROM



Click Below  
to View  
Master Pages

Color

Black & White



**Do not copy this disk!**

[Click Here For Information](#)



● [Click here for CD Directions](#)  
● [About Super Duper®](#)