

SNOWMAN

Articulation

Initial

R



© WinterBee Designs

What's Included

1. Articulation Flashcards
2. Carrier Phrases
3. Activity Pages



Instructions

1. **Instruction**
Present pictures and provide modeling of sounds.
2. **Expressive Labeling**
Have students label pictures presented stimuli.
3. **Carrier Phrases**
Have students produce sounds in carrier phrases.
4. **Sentence Creation**
Have students create sentences using the words provided.
5. **Story Retelling**
Have students create stories (beginning, middles, endings) using the open ended questions and prompts provided.
6. **Answering Questions**
Have students use correct sounds while answering questions.
7. **Activities**
Open ended activities allow for modeled words, labeling, carrier phrases, sentences, story retelling, and game fun carryover.

R



Included:

1. *Labeling*
2. *Carrier Phrases*
3. *Sentence Creation*
4. *Story Retelling*
5. *Answering Questions*
6. *Activities*

“R”

Robot



Race Car



Rainbow



Rich



Ride



Rocket



Ribbon



Read



Red



Flashcards - 1. Label Words

2. Carrier Phrases: “The snowman...”

3. Create a sentence using the R word.

“R” Carrier Phrases

The snowman ...



The snowman ...



The snowman ...



The snowman ...



The snowman ...



The snowman ...



The snowman ...



The snowman ...



The snowman ...



Story Retelling

Read the below story to the students, emphasizing R sounds in words. Have the students re-tell the story, using the pictures as a reference. Have students determine if their articulation was correct, and model/correct incorrect responses.

There once was a snowman looking for adventure.

He tried riding a horse, but he was too big.

He tried driving a race car, but it was too fast.



He tried riding in a rocket, but it was too hot.

He tried riding in a rowboat, but it didn't move on the frozen lake.



He did not like the rocket, race car, or rowboat.

In the end, the snowman found he liked sitting and watching rainbows best of all.



Fold/Cut above this line for story retelling without written cues.



Answering Questions:

What are the snowmen doing?





Where is the snowman?





What does the snowman have?

What did the snowman do?











R activity

 <p>The Snowman Is ...</p>	 <p>The Snowman Is ...</p>	 <p>The Snowman Is ...</p>	 <p>The Snowman Is ...</p>

 <p>The Snowman Is ...</p>	 <p>The Snowman Is ...</p>	 <p>The Snowman Is ...</p>	 <p>The Snowman Is ...</p>

Cut out and paste in the correct space above.
Read completed sentences aloud.

 <p>wearing a red hat.</p>	 <p>driving a race car .</p>	 <p>rowing.</p>	 <p>riding a rocket.</p>
 <p>rich.</p>	 <p>reading.</p>	 <p>holding a blue ribbon.</p>	 <p>playing with a robot.</p>

The snowman really wants to



ride a horse




ride a race car



ride a rocket



pet a reindeer



row a boat



read a book



eat rice

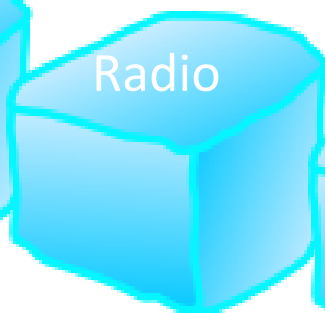
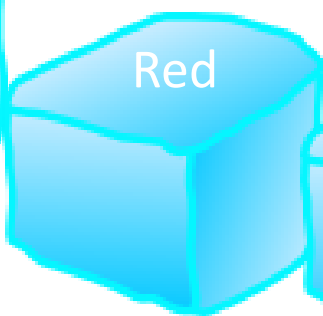


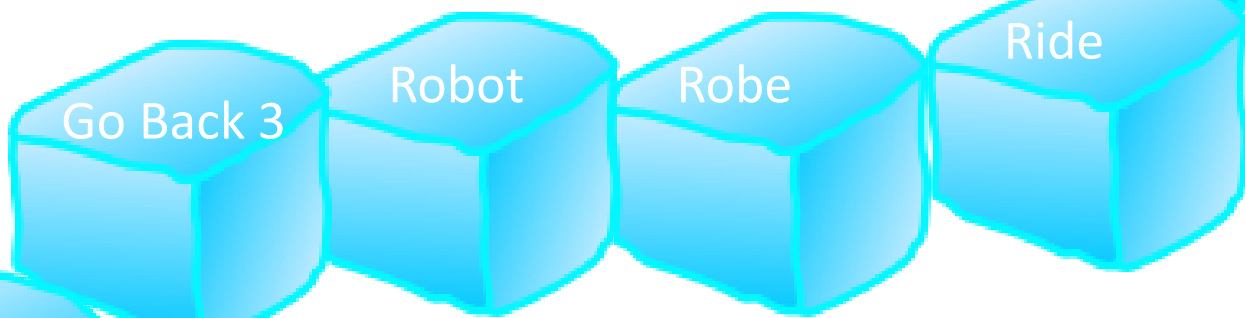
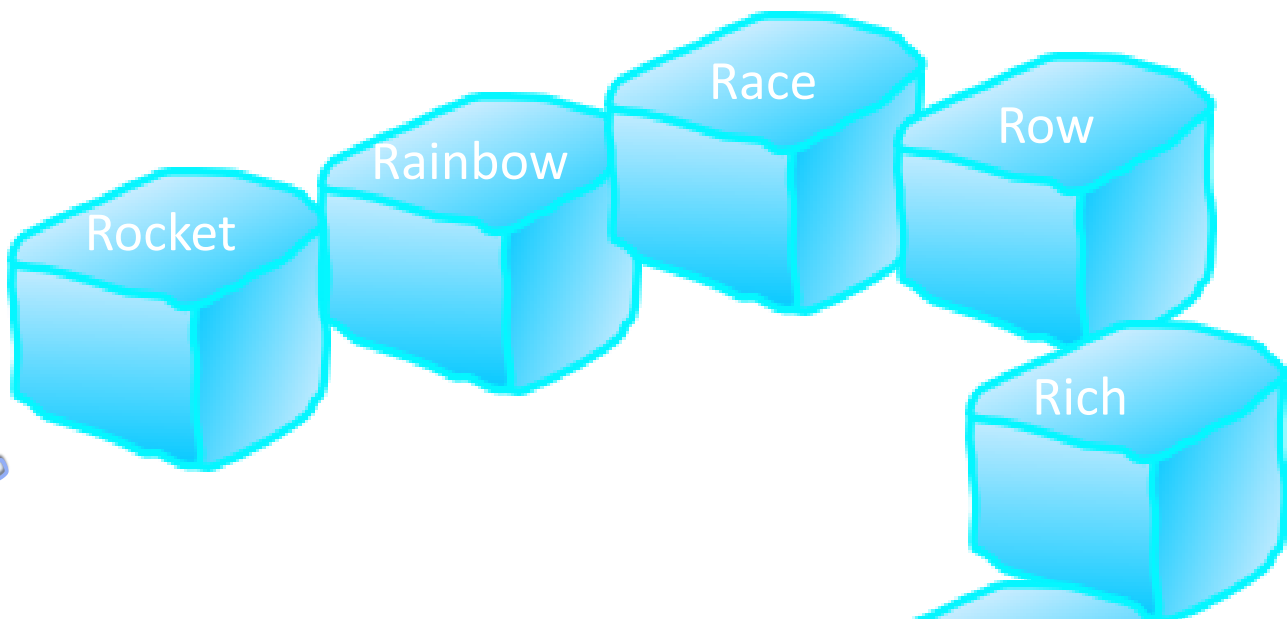


hold a rabbit

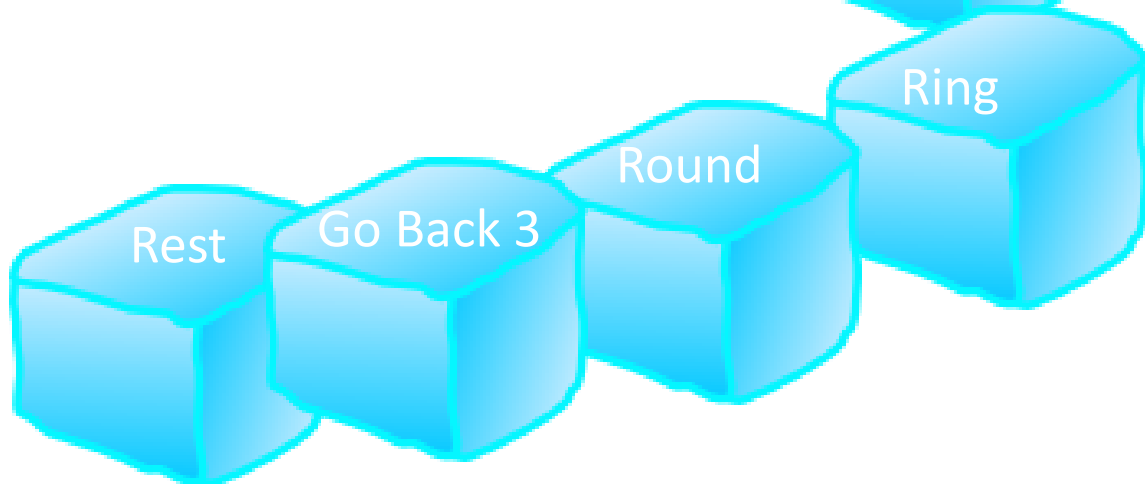




Start



Finish



R



Initial R Word List

Robot

Racecar

Rainbow

Rich

Ride

Rocket

Ribbon

Read

Red

Rowboat

Additional R Words

Crown

Horse

Frozen

Rowing

Reindeer

Dollar

Royalty

Winter

Thank you for downloading!

*All ideas featured in this unit are mine
Unless otherwise stated. Please be respectful
of the content. Please do not copy or sell
Ideas as your. Intended for single classroom
Or therapist use.*

© WinterBee Designs

***Thank you to the following artists, for
their excellent graphics.***

Graphics by: The Candy Class
(teacher pay teacher)



Clip Art from: www.clker.com

