


Speech + Language Homework

Level 1—January: Week 1



Student:

Date:

Today I worked on:

My behavior was:

Thank you for helping your child practice his/her speech and language skills.

Please do these activities aloud. You do not need to write your answers.

Practice as many of these activities as you can this week. Check what you did, sign and return.

☐ 1. Associations

Think of as many **cold** things as you can. Use complete sentences, "...is cold."

☐ 2. Basic concepts

What do the words **up** and **down** mean? Practice giving and listening to directions using the words up and down (for example: "Fly the plane up and then down.").

☐ 3. Grammar

Look at pictures in books and describe what is happening with the words "is" or "are" and the ending **ing** (for example: "He is jumping."). Make up at least 3 sentences.

☐ 4. Describing

What does a **snowman** look like and feel like? Describe it in 3 or more sentences.

☐ 5. Antonyms

Create 3 sentences using the following words and sentence frame:

(Freeze, Play, Climb) is the opposite of _____.

☐ 6. Story Comprehension

Read a story with an adult, then retell it and answer:

Who was the story about?

Where did the story take place?


What happened?

Why did it happen?

How did the story end?

Parent sign that you listened to your child do these activities: _____

Speech + Language Homework
Level 1—January: Week 2



Student:

Date:

Today I worked on:

My behavior was:

Thank you for helping your child practice his/her speech and language skills.

Please do these activities aloud. You do not need to write your answers.

Practice as many of these activities as you can this week. Check what you did, sign and return.

☐ 1. Associations

Think of as many white things as you can. Use complete sentences, "...is white."

☐ 2. Basic concepts

What does the word around mean? Practice giving and listening to directions using the word around (for example: "Drive the car around the ball.").

☐ 3. Grammar

Look at pictures of yourself on a camera and describe what you are doing with the words "I am" and the ending "ing" (for example: "I am laughing. I am eating."). Make up at least 3 sentences.

☐ 4. Describing

What does a snowflake look like and feel like? Describe it in 3 or more sentences.

☐ 5. Antonyms

Create 3 sentences using the following words and sentence frame:

(Cold, Throw, Sick) is the opposite of _____.

☐ 6. Story Comprehension

Read a story with an adult, then retell it and answer:

Who was the story about?

Where did the story take place?


What happened?

Why did it happen?

How did the story end?

Parent sign that you listened to your child do these activities: _____

Speech + Language Homework
Level 1—January: Week 3



Student:

Date:

Today I worked on:

My behavior was:

Thank you for helping your child practice his/her speech and language skills.

Please do these activities aloud. You do not need to write your answers.

Practice as many of these activities as you can this week. Check what you did, sign and return.

☐ 1. Associations

Think of as many **blue** things as you can. Use complete sentences, "....is blue."

☐ 2. Basic concepts

What does the word **between** mean? Practice giving and listening to directions using the word **between** (for example: "Put the ball between the sticks.").

☐ 3. Grammar

Watch your parent doing silly things and describe what (s)he is doing with the words "you are" and the ending "ing" (for example: "You are running. You are hopping.").

☐ 4. Describing

What is your favorite thing to do on a cold day? Describe what you do in 3 or more sentences.

☐ 5. Antonyms

Create 3 sentences using the following words and sentence frame:

(Drink, Clean, Hot) is the opposite of _____.

☐ 6. Story Comprehension

Read a story with an adult, then retell it and answer:

Who was the story about?

Where did the story take place?

What happened?


Why did it happen?

How did the story end?

Parent sign that you listened to your child do these activities: _____

Speech + Language Homework

Level 1—January: Week 4



Student:

Date:

Today I worked on:

My behavior was:

Thank you for helping your child practice his/her speech and language skills.

Please do these activities aloud. You do not need to write your answers.

Practice as many of these activities as you can this week. Check what you did, sign and return.

☐ 1. Associations

Think of as many things you find in the freezer as you can. Use complete sentences, "....is in the freezer."

☐ 2. Basic concepts

What does the word by mean? Practice giving and listening to directions using the word by (for example: "Put the doll by the car.").

☐ 3. Grammar

Watch your parent doing silly things and describe what (s)he is doing with the words "you are" and the ending "ing" (for example: "You are running. You are hopping.").

☐ 4. Describing

What is your favorite hot drink? What does it look, feel, and taste like? Describe it in 3 or more sentences.

☐ 5. Antonyms

Create 3 sentences using the following words and sentence frame:

(Wet, Big, Fall) is the opposite of _____.

☐ 6. Story Comprehension

Read a story with an adult, then retell it and answer:

Who was the story about?

Where did the story take place?

What happened?

Why did it happen?

How did the story end?

Parent sign that you listened to your child do these activities: _____

Speech + Language Homework

Level 2—January: Week 1

Student:

Date:

Today I worked on:

My behavior was:



Thank you for helping your child practice his/her speech and language skills.

Please do these activities aloud. You do not need to write your answers.

Practice as many of these activities as you can this week. Check what you did, sign and return.

☐ 1. Describing

Describe what ~~winter~~ is like. How does it look and feel? Use 3 or more complete sentences.

☐ 2. Vocabulary

Learn a new word and use it in 2 different sentences.

The word I learned was: _____ (accident, earth, mention)

Can you think of a synonym (word that means the same)?

Can you think of an antonym (word that means the opposite)?

☐ 3. Grammar

We can give a reason for something by using the word “because” in a sentence (for example: “I ate the food because I was hungry.”). Think of 3 more sentences using the word “because”.

☐ 4. Think about and explain

What would you do if there was a snow day? How would you spend the day? Describe using complete sentences.

☐ 5. Asking questions

Ask an adult if they ever had snow days as a child. Then ask at least 3 questions about what they said to explain, add details, or clarify. For example, you could ask, “What did you like to do on snow days?”

☐ 6. Story Comprehension

Read a story with an adult, then retell it and answer:

Who are the characters?

Where and when does the story take place?

What is the main problem?

What are all the major events of the story?

How is the problem solved?

Parent sign that you listened to your child do these activities: _____

Speech & Language Homework

Level 2—January: Week 2

Student:

Date:

Today I worked on:

My behavior was:



Thank you for helping your child practice his/her speech and language skills.

Please do these activities aloud. You do not need to write your answers.

Practice as many of these activities as you can this week. Check what you did, sign and return.

☐ 1. Describing

Describe a **snow ball**. How does it look and feel? How do you make it? What do you do with it? Use 3 or more complete sentences.

☐ 2. Vocabulary

Learn a new word and use it in 2 different sentences.

The word I learned was: _____ (brave, invent, nibble)

Can you think of a synonym (word that means the same)?

Can you think of an antonym (word that means the opposite)?

☐ 3. Grammar

We can give a reason for something by using the word “**because**” in a sentence (for example: “I watched the movie because I was bored.”). Think of 3 more sentences using the word “because”.

☐ 4. Think about and explain

Compare and contrast snowmen and snowballs. Name 3 ways they are different and 3 ways they are the same.

☐ 5. Asking questions

Ask an adult if they have ever been in a snowball fight. Then ask at least 3 questions about what they said to explain, add details, or clarify. For example, you could ask, “Where were you? Who did you have the fight with?”

☐ 6. Story Comprehension

Read a story with an adult, then retell it and answer:

Who are the characters?

Where and when does the story take place?

What is the main problem?

What are all the major events of the story?

How is the problem solved?

Parent sign that you listened to your child do these activities: _____

Speech + Language Homework

Level 2—January: Week 3

Student:

Date:

Today I worked on:

My behavior was:



Thank you for helping your child practice his/her speech and language skills.

Please do these activities aloud. You do not need to write your answers.

Practice as many of these activities as you can this week. Check what you did, sign and return.

☐ 1. Describing

Describe your favorite **weather**. How does it look and feel? What do you do when the weather is like this? Use 3 or more complete sentences.

☐ 2. Vocabulary

Learn a new word and use it in 2 different sentences.

The word I learned was: _____ (balance, gravity, rumor)

Can you think of a synonym (word that means the same)?

Can you think of an antonym (word that means the opposite)?

☐ 3. Grammar

We can give a reason for something by using the word "**because**" in a sentence (for example: "I watched my little sister because my mom asked me to."). Think of 3 more sentences using the word "because".

☐ 4. Think about and explain

What would you do if you made a snowman and it came to life? What things would it say?

What adventures would you go on together? Describe in complete sentences.

☐ 5. Asking questions

Ask an adult if they have ever made a snowman. Then ask at least 3 questions about what they said to explain, add details, or clarify. For example, you could ask, "What was the best snowman you have ever made?"

☐ 6. Story Comprehension

Read a story with an adult, then retell it and answer:

Who are the characters?

Where and when does the story take place?

What is the main problem?

What are all the major events of the story?

How is the problem solved?

Parent sign that you listened to your child do these activities: _____

Speech & Language Homework

Level 2—January: Week 4

Student:

Date:

Today I worked on:

My behavior was:



Thank you for helping your child practice his/her speech and language skills.

Please do these activities aloud. You do not need to write your answers.

Practice as many of these activities as you can this week. Check what you did, sign and return.

☐ 1. Describing

Describe a **snowflake**. How does it look and feel? When do you see them? Use 3 or more complete sentences.

☐ 2. Vocabulary

Learn a new word and use it in 2 different sentences.

The word I learned was: _____ (fool, appearance, gain)

Can you think of a synonym (word that means the same)?

Can you think of an antonym (word that means the opposite)?

☐ 3. Grammar

We can give a reason for something by using the word “**because**” in a sentence (for example: “I ate all the cookies because I was starving.”). Think of 3 more sentences using the word “because”.

☐ 4. Think about and explain

Do you know how to cut a snowflake? If so, then explain to someone how you do it, including all the steps. If you do not know how, find out and then explain it. Use complete sentences.

☐ 5. Asking questions

Ask an adult if they know how to make snowflakes. Then ask at least 3 questions about what they said to explain, add details, or clarify. For example, you could ask, “What is the first step? What kind of paper do you use?”

☐ 6. Story Comprehension

Read a story with an adult, then retell it and answer:

Who are the characters?

Where and when does the story take place?

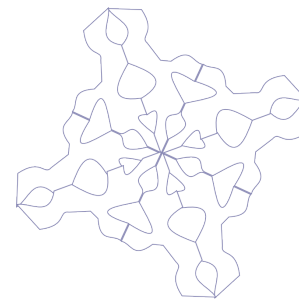
What is the main problem?

What are all the major events of the story?

How is the problem solved?

Parent sign that you listened to your child do these activities _____

Speech & Language Homework
Level 3—January: Week 1



Student: _____

Date: _____

Today I worked on: _____

My behavior was: _____

Thank you for helping your child practice his/her speech and language skills.

Please do these activities aloud. You do not need to write your answers.

Practice as many of these activities as you can this week. Check what you did, sign and return.

☐ 1. Idioms/Expressions

What does “*white as snow*” mean in the following sentence: “When she heard the scary noise, Linda became white as snow.” Make up your own sentence.

☐ 2. Vocabulary

Learn a new word and use it in 2 different sentences.

The word I learned was: _____ (ability, examine, responsible)

Can you think of a synonym (word that means the same)?

Can you think of an antonym (word that means the opposite)?

☐ 3. Grammar

Modal verbs change things from possible to necessary and include: can, may, must, will, should.

Think of 3 sentences using the modal “*will*” (for example, “I will go home after football practice.”).

☐ 4. Think about it and explain

Compare and contrast snowmen and snowballs. Name 3 ways they are different and 3 ways they are the same. Use complete sentences.

☐ 5. Asking questions and summarizing

Ask another child if they prefer to make snowmen or snowballs and why. Summarize what they told you and then ask at least 3 questions about what they said to explain, add details, or clarify.

☐ 6. Story Comprehension

Read a story with an adult, then retell it and answer:

Who are the characters? Compare/contrast the characters with those from other books.

Where and when does the story take place?

What are the problems in the story?

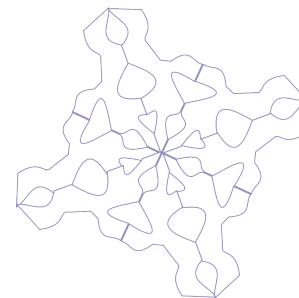
What are all the major events of the story?

How are the problems solved? Are some problems left unsolved?

Then explain why the story was interesting or what could have made it better.

Parent sign that you listened to your child do these activities: _____

Speech & Language Homework
Level 3—January: Week 2



Student:

Date:

Today I worked on:

My behavior was:

Thank you for helping your child practice his/her speech and language skills.

Please do these activities aloud. You do not need to write your answers.

Practice as many of these activities as you can this week. Check what you did, sign and return.

☐ 1. Idioms/Expressions

What does “a taste of your own medicine” mean in the following sentence: “When the kids laughed at Sue’s fall, Jenny said, ‘Now you get a taste of your own medicine!’ Make up your own sentence.

☐ 2. Vocabulary

Learn a new word and use it in 2 different sentences.

The word I learned was: _____ (act, explore, predict)

Can you think of a synonym (word that means the same)?

Can you think of an antonym (word that means the opposite)?

☐ 3. Grammar

Modal verbs change things from possible to necessary and include: can, may, must, will, should. Think of 3 sentences using the modal “should” (for example, “He should be home soon.”).

☐ 4. Think about it and explain

Would you rather be indoors or outdoors during the winter? Explain why and use complete sentences.

☐ 5. Asking questions and summarizing

Ask an adult if they prefer to be indoors or outdoors in the winter. Summarize what they told you and then ask at least 3 questions about what they said to explain, add details, or clarify.

☐ 6. Story Comprehension

Read a story with an adult, then retell it and answer:

Who are the characters? Compare/contrast the characters with those from other books.

Where and when does the story take place?

What are the problems in the story?

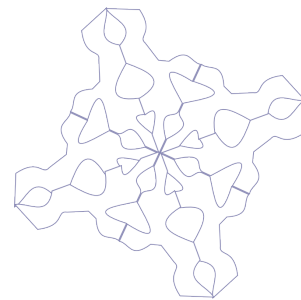
What are all the major events of the story?

How are the problems solved? Are some problems left unsolved?

Then explain why the story was interesting or what could have made it better.

Parent sign that you listened to your child do these activities: _____

Speech & Language Homework
Level 3—January: Week 3



Student: _____

Date: _____

Today I worked on: _____

My behavior was: _____

Thank you for helping your child practice his/her speech and language skills.

Please do these activities aloud. You do not need to write your answers.

Practice as many of these activities as you can this week. Check what you did, sign and return.

☐ 1. Idioms/Expressions

What does “back to square one” mean in the following sentence: “After her project was destroyed by her little brother, Kim was back to square one.” Make up your own sentence.

☐ 2. Vocabulary

Learn a new word and use it in 2 different sentences.

The word I learned was: _____ (brilliant, imitate, spoil)

Can you think of a synonym (word that means the same)?

Can you think of an antonym (word that means the opposite)?

☐ 3. Grammar

Modal verbs change things from possible to necessary and include: can, may, must, will, should.

Think of 3 sentences using the modal “can” (for example, “I can do the splits.”).

☐ 4. Think about it and explain

Think of all the winter sports that you can. Which one is your favorite? Why?

☐ 5. Asking questions and summarizing

Ask someone else to name all of the winter sports that they can and explain their favorite one.

Summarize what they told you and then ask at least 3 questions about what they said to explain, add details, or clarify.

☐ 6. Story Comprehension

Read a story with an adult, then retell it and answer:

Who are the characters? Compare/contrast the characters with those from other books.

Where and when does the story take place?

What are the problems in the story?

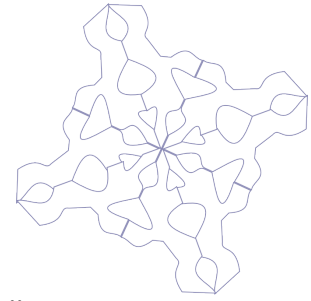
What are all the major events of the story?

How are the problems solved? Are some problems left unsolved?

Then explain why the story was interesting or what could have made it better.

Parent sign that you listened to your child do these activities: _____

Speech & Language Homework
Level 3—January: Week 4



Student:

Date:

Today I worked on:

My behavior was:

Thank you for helping your child practice his/her speech and language skills.

Please do these activities aloud. You do not need to write your answers.

Practice as many of these activities as you can this week. Check what you did, sign and return.

☐ 1. Idioms/Expressions

What does "a tough act to follow" mean in the following sentence: "Jessie's dance routine is a tough act to follow!" Make up your own sentence.

☐ 2. Vocabulary

Learn a new word and use it in 2 different sentences.

The word I learned was: _____ (passenger, honor, geography)

Can you think of a synonym (word that means the same)?

Can you think of an antonym (word that means the opposite)?

☐ 3. Grammar

Modal verbs change things from possible to necessary and include: can, may, must, will, should.

Think of 3 sentences using the modal "may" (for example, "She may get a snack after reading.").

☐ 4. Think about it and explain

Explain how you would prepare for a terrible snowstorm and why you would do each thing. Use complete sentences.

☐ 5. Asking questions and summarizing

Ask an adult if they have ever experienced a terrible snowstorm. If so, ask them what it was like. Summarize what they told you and then ask at least 3 questions about what they said to explain, add details, or clarify.

☐ 6. Story Comprehension

Read a story with an adult, then retell it and answer:

Who are the characters? Compare/contrast the characters with those from other books.

Where and when does the story take place?

What are the problems in the story?

What are all the major events of the story?

How are the problems solved? Are some problems left unsolved?

Then explain why the story was interesting or what could have made it better.

Parent sign that you listened to your child do these activities: _____