


Speech & Language Homework
Level 1—May: Week 1



Student:

Date:

Today I worked on:

My behavior was:

Thank you for helping your child practice his/her speech and language skills.

Please do these activities aloud. You do not need to write your answers.

Practice as many of these activities as you can this week. Check what you did, sign and return.

☐ 1. Associations

Think of as many **bugs** as you can. Use complete sentences, "...is a bug"

☐ 2. Basic concepts

Learn what the word **right** means. Practice giving and following directions with the word **right** (for example: "Hold the doll in your right hand.").

☐ 3. Grammar

Look at pictures in books and describe what is happening with the words "is" or "are" and the ending **ing** (for example: "He is jumping. She is running. They are sitting."). Make up at least 3 sentences.

☐ 4. Describing

How does a **ladybug** look, feel, move, and act? Describe it in 3 or more sentences.

☐ 5. Antonyms

Create 3 sentences using the following words and sentence frame:

(Tiny, Round, Long) is the opposite of _____.

☐ 6. Story Comprehension

Read a story with an adult, then retell it and answer:

Who was the story about?

Where did the story take place?

What happened?


Why did it happen?

How did the story end?

Parent sign that you listened to your child do these activities: _____

Speech + Language Homework

Level 1—May: Week 2



Student:

Date:

Today I worked on:

My behavior was:

Thank you for helping your child practice his/her speech and language skills.

Please do these activities aloud. You do not need to write your answers.

Practice as many of these activities as you can this week. Check what you did, sign and return.

☐ 1. Associations

Name as many farm animals as you can. Use complete sentences, "A...is a farm animal."

☐ 2. Basic concepts

What does left mean? Practice giving and following directions with the word left (for example: "Put the fork to the left of the plate.").

☐ 3. Grammar

Look out the window and describe what is happening with the words "is" or "are" and the ending "ing" (for example: "He is driving. She is sitting. They are waiting."). " Make up at least 3 sentences.

☐ 4. Describing

How does a cow look, smell, feel, move, and sound? Describe it in 3 or more sentences.

☐ 5. Antonyms

Create 3 sentences using the following words and sentence frame:

(Noisy, Tall, Wide) is the opposite of _____.

☐ 6. Story Comprehension

Read a story with an adult, then retell it and answer:

Who was the story about?

Where did the story take place?


What happened?

Why did it happen?

How did the story end?

Parent sign that you listened to your child do these activities: _____

Speech & Language Homework
Level 1—May: Week 3



Student:

Date:

Today I worked on:

My behavior was:

Thank you for helping your child practice his/her speech and language skills.

Please do these activities aloud. You do not need to write your answers.

Practice as many of these activities as you can this week. Check what you did, sign and return.

☐ 1. Associations

Name as many **zoo animals** as you can. Use complete sentences, "A..... is a zoo animal."

☐ 2. Basic concepts

What does **before** mean? Practice giving and following directions with the word **before** (for example: "Before you pick up the ball, pick up the car.").

☐ 3. Grammar

Look into a building and describe what is happening with the words "is" or "are" and the ending "ing" (for example: "He is working. She is talking. They are standing."). Make up at least 3 sentences.

☐ 4. Describing

How does your **mother/grandmother/aunt** look, smell, act, move, and sound like? Describe her in 3 or more sentences.

☐ 5. Antonyms

Create 3 sentences using the following words and sentence frame:

(Kind, Old, Healthy) is the opposite of _____.

☐ 6. Story Comprehension

Read a story with an adult, then retell it and answer:

Who was the story about?

Where did the story take place?


What happened?

Why did it happen?

How did the story end?

Parent sign that you listened to your child do these activities: _____

Speech + Language Homework
Level 1—May: Week 4



Student:

Date:

Today I worked on:

My behavior was:

Thank you for helping your child practice his/her speech and language skills.

Please do these activities aloud. You do not need to write your answers.

Practice as many of these activities as you can this week. Check what you did, sign and return.

☐ 1. Associations

Name as many ~~cartoon~~ characters as you can. Use complete sentences, "A..... is a cartoon character."

☐ 2. Basic concepts

What does ~~after~~ mean? Practice giving and following directions with the word ~~after~~ (for example: "After you sit down, give me the cup.").

☐ 3. Grammar

Watch a short movie and describe what is happening with the words "is" or "are" and the ending "ing" (for example: "He is singing. They are laughing."). Make up at least 3 sentences.

☐ 4. Describing

What does a ~~television~~ look and sound like? Describe it in 3 or more sentences.

☐ 5. Antonyms

Create 3 sentences using the following words and sentence frame:

~~(Broken, Hard, Boring)~~ is the opposite of _____.

☐ 6. Story Comprehension

Read a story with an adult, then retell it and answer:

Who was the story about?

Where did the story take place?

What happened?

Why did it happen?

How did the story end?

Parent sign that you listened to your child do these activities: _____

Speech + Language Homework

Level 2—May: Week 1

Student:

Date:



Today I worked on:

My behavior was:

Thank you for helping your child practice his/her speech and language skills.

Please do these activities aloud. You do not need to write your answers.

Practice as many of these activities as you can this week. Check what you did, sign and return.

☐ 1. Describing

Describe a ~~television~~. What does it look like, sound like, feel like? What is it used for? Where do you find it? Use 3 or more complete sentences.

☐ 2. Vocabulary

Learn a new word and use it in 2 different sentences.

The word I learned was: _____ (base, dangerous, smooth).

Can you think of a synonym (word that means the same)?

Can you think of an antonym (word that means the opposite)?

☐ 3. Grammar

We can give a reason for something by using the word “because” in a sentence (for example: “I drank the milk because I was thirsty.”). Think of 3 more sentences using the word “because”.

☐ 4. Think about and explain

How is a television the same as a computer? How is it different? Name at least 3 similarities and differences in complete sentences.

☐ 5. Asking questions

Ask an adult what they prefer, a computer or a television and why. Then ask at least 3 questions about what they said to explain, add details, or clarify. For example, you could ask, “What do you usually do on the computer?”

☐ 6. Story Comprehension

Read a story with an adult, then retell it and answer:

Who are the characters?

Where and when does the story take place?

What is the main problem?

What are all the major events of the story?

How is the problem solved?

Parent sign that you listened to your child do these activities: _____

Speech & Language Homework

Level 2—May: Week 2



Student:

Date:

Today I worked on:

My behavior was:

Thank you for helping your child practice his/her speech and language skills.

Please do these activities aloud. You do not need to write your answers.

Practice as many of these activities as you can this week. Check what you did, sign and return.

☐ 1. Describing

Describe your mother/grandmother/aunt. What does she look, smell, sound and act like? Use 3 or more complete sentences.

☐ 2. Vocabulary

Learn a new word and use it in 2 different sentences.

The word I learned was: _____ (corner, damp, settle)

Can you think of a synonym (word that means the same)?

Can you think of an antonym (word that means the opposite)?

☐ 3. Grammar

We can give a reason for something by using the word "because" in a sentence (for example: "I went to school because it was Monday."). Think of 3 more sentences using the word "because".

☐ 4. Think about and explain

If you could give your mother/grandmother/aunt anything in the world, what would you give her and why? Use complete sentences.

☐ 5. Asking questions

Ask an adult about a woman that was important to them when they were growing up. Then ask at least 3 questions about what they said to explain, add details, or clarify. For example, you could ask, "What did you do with her?"

☐ 6. Story Comprehension

Read a story with an adult, then retell it and answer:

Who are the characters?

Where and when does the story take place?

What is the main problem?

What are all the major events of the story?

How is the problem solved?

Parent sign that you listened to your child do these activities: _____

Speech & Language Homework

Level 2—May: Week 3

Student:

Date:



Today I worked on:

My behavior was:

Thank you for helping your child practice his/her speech and language skills.

Please do these activities aloud. You do not need to write your answers.

Practice as many of these activities as you can this week. Check what you did, sign and return.

☐ 1. Describing

Describe a pizza. What does it look, smell, and taste like? Use 3 or more complete sentences.

☐ 2. Vocabulary

Learn a new word and use it in 2 different sentences.

The word I learned was: _____ (award, gap, safe)

Can you think of a synonym (word that means the same)?

Can you think of an antonym (word that means the opposite)?

☐ 3. Grammar

We can give a reason for something by using the word “because” in a sentence (for example: “She vacuumed the floor because her mom asked her to.”). Think of 3 more sentences using the word “because”.

☐ 4. Think about and explain

Describe your favorite thing to do outside. Do you do this alone or with other people?

Compare it to your favorite indoor activity. Use complete sentences.

☐ 5. Asking questions

Ask an adult about what they love to do outdoors. Then ask at least 3 questions about what they said to explain, add details, or clarify. For example, you could ask, “How long have you enjoyed this activity?”

☐ 6. Story Comprehension

Read a story with an adult, then retell it and answer:

Who are the characters?

Where and when does the story take place?

What is the main problem?

What are all the major events of the story?

How is the problem solved?

Parent sign that you listened to your child do these activities: _____

Speech & Language Homework

Level 2—May: Week 4

Student:

Date:



Today I worked on:

My behavior was:

Thank you for helping your child practice his/her speech and language skills.

Please do these activities aloud. You do not need to write your answers.

Practice as many of these activities as you can this week. Check what you did, sign and return.

☐ 1. Describing

Describe a **hamburger**. What does it look, smell, and taste like? Use 3 or more complete sentences.

☐ 2. Vocabulary

Learn a new word and use it in 2 different sentences.

The word I learned was: _____ (litter, toss, drift)

Can you think of a synonym (word that means the same)?

Can you think of an antonym (word that means the opposite)?

☐ 3. Grammar

We can give a reason for something by using the word “because” in a sentence (for example: “He rushed out the door because he was late.”). Think of 3 more sentences using the word “because”.

☐ 4. Think about and explain

What are your favorite fast food restaurants? How are they the same as each other? How are they different? Use complete sentences.

☐ 5. Asking questions

Ask an adult about their favorite fast food restaurant. Then ask at least 3 questions about what they said to explain, add details, or clarify. For example, you could ask, “What do you order when you go there?”

☐ 6. Story Comprehension

Read a story with an adult, then retell it and answer:

Who are the characters?

Where and when does the story take place?

What is the main problem?

What are all the major events of the story?

How is the problem solved?

Parent sign that you listened to your child do these activities: _____

Speech & Language Homework
Level 3—May: Week 1



Student: _____

Date: _____

Today I worked on: _____

My behavior was: _____

Thank you for helping your child practice his/her speech and language skills.

Please do these activities aloud. You do not need to write your answers.

Practice as many of these activities as you can this week. Check what you did, sign and return.

☐ 1. Idioms/Expressions

What does “feeling a bit under the weather” mean in the following sentence: “Joe didn’t come to school because he is feeling a bit under the weather.” Make up your own sentence.

☐ 2. Vocabulary

Learn a new word and use it in 2 different sentences.

The word I learned was: _____ (coast, limit, revive)

Can you think of a synonym (word that means the same)?

Can you think of an antonym (word that means the opposite)?

☐ 3. Grammar

A correlative conjunction compares two things in a positive (either/or) or negative (neither/nor) way. Think of 3 sentences using “either/or” (for example, “I will eat either cake or cookies for dessert.”).

☐ 4. Think about it and explain

Design a tree house for yourself and your friend. What would you include and why? Who would play with you in the tree house and what kinds of things would you do? Answer in complete sentences.

☐ 5. Asking questions and summarizing

Ask a friend to design the perfect tree house. Summarize what they told you and then ask at least 3 questions about what they said to explain, add details, or clarify.

☐ 6. Story Comprehension

Read a story with an adult, then retell it and answer:

Who are the characters? Compare/contrast the characters with those from other books.

Where and when does the story take place?

What are the problems in the story?

What are all the major events of the story?

How are the problems solved? Are some problems left unsolved?

Then explain why the story was interesting or what could have made it better.

Parent sign that you listened to your child do these activities: _____

Speech & Language Homework
Level 3—May: Week 2



Student: _____

Date: _____

Today I worked on: _____

My behavior was: _____

Thank you for helping your child practice his/her speech and language skills.

Please do these activities aloud. You do not need to write your answers.

Practice as many of these activities as you can this week. Check what you did, sign and return.

☐ 1. Idioms/Expressions

What does "~~costs~~ an arm and a leg" mean in the following sentence: "I wanted to buy the video game system but it cost an arm and a leg!" Make up your own sentence.

☐ 2. Vocabulary

Learn a new word and use it in 2 different sentences.

The word I learned was: _____ (avoid, crumble, suitable)

Can you think of a synonym (word that means the same)?

Can you think of an antonym (word that means the opposite)?

☐ 3. Grammar

A correlative conjunction compares two things in a positive (either/or) or negative (neither/nor) way. Think of 3 sentences using "either/or" (for example, "Joe has to either do weeding or watering today after school.").

☐ 4. Think about it and explain

What does your mother (or grandmother or aunt) mean to you? What could you do to make her feel special on a regular basis? Answer in complete sentences.

☐ 5. Asking questions and summarizing

Ask an adult about a woman who was important to them when they were growing up. Summarize what they told you and then ask at least 3 questions about what they said to explain, add details, or clarify.

☐ 6. Story Comprehension

Read a story with an adult, then retell it and answer:

Who are the characters? Compare/contrast the characters with those from other books.

Where and when does the story take place?

What are the problems in the story?

What are all the major events of the story?

How are the problems solved? Are some problems left unsolved?

Then explain why the story was interesting or what could have made it better.

Parent sign that you listened to your child do these activities: _____

Speech & Language Homework
Level 3—May: Week 3



Student: _____

Date: _____

Today I worked on: _____

My behavior was: _____

Thank you for helping your child practice his/her speech and language skills.

Please do these activities aloud. You do not need to write your answers.

Practice as many of these activities as you can this week. Check what you did, sign and return.

☐ 1. Idioms/Expressions

What does “you can’t judge a book by its cover” mean in the following sentence: “The food looked weird, but my mom said, ‘You can’t judge a book by its cover.’” Make up your own sentence.

☐ 2. Vocabulary

Learn a new word and use it in 2 different sentences.

The word I learned was: _____ (advantage, contain, decay)

Can you think of a synonym (word that means the same)?

Can you think of an antonym (word that means the opposite)?

☐ 3. Grammar

A correlative conjunction compares two things in a positive (either/or) or negative (neither/nor) way. Think of 3 sentences using “neither/nor” (for example, “Neither my sister, nor my mom can sing.”).

☐ 4. Think about it and explain

What does it mean to “keep the memory” of people? What are some ways that you keep the memory of people that are important to you? Answer in complete sentences.

☐ 5. Asking questions and summarizing

Ask an adult an important memory they have. Summarize what they told you and then ask at least 3 questions about what they said to explain, add details, or clarify.

☐ 6. Story Comprehension

Read a story with an adult, then retell it and answer:

Who are the characters? Compare/contrast the characters with those from other books.

Where and when does the story take place?

What are the problems in the story?

What are all the major events of the story?

How are the problems solved? Are some problems left unsolved?

Then explain why the story was interesting or what could have made it better.

Parent sign that you listened to your child do these activities: _____

Speech & Language Homework
Level 3—May: Week 4



Student: _____

Date: _____

Today I worked on: _____

My behavior was: _____

Thank you for helping your child practice his/her speech and language skills.

Please do these activities aloud. You do not need to write your answers.

Practice as many of these activities as you can this week. Check what you did, sign and return.

☐ 1. Idioms/Expressions

What does “**new kid on the block**” mean in the following sentence: “Dad said to be nice to the new kid on the block on the soccer team.” Make up your own sentence.

☐ 2. Vocabulary

Learn a new word and use it in 2 different sentences.

The word I learned was: _____ (peep, cashier, predator)

Can you think of a synonym (word that means the same)?

Can you think of an antonym (word that means the opposite)?

☐ 3. Grammar

A correlative conjunction compares two things in a positive (either/or) or negative (neither/nor) way. Think of 3 sentences using “**neither/nor**” (for example, “Neither my tulips nor my daffodils bloomed this year.”).

☐ 4. Think about it and explain

What is your favorite type of shoe and why do you like it? Compare it to another type of shoe. Answer in complete sentences.

☐ 5. Asking questions and summarizing

Ask another student about their favorite type of shoe. Summarize what they told you and then ask at least 3 questions about what they said to explain, add details, or clarify.

☐ 6. Story Comprehension

Read a story with an adult, then retell it and answer:

Who are the characters? Compare/contrast the characters with those from other books.

Where and when does the story take place?

What are the problems in the story?

What are all the major events of the story?

How are the problems solved? Are some problems left unsolved?

Then explain why the story was interesting or what could have made it better.

Parent sign that you listened to your child do these activities: _____