


Speech + Language Homework

Level 1—November: Week 1

Student:

Date:



Today I worked on:

My behavior was:

Thank you for helping your child practice his/her speech and language skills.

Please do these activities aloud. You do not need to write your answers.

Practice as many of these activities as you can this week. Check what you did, sign and return.

☐ 1. Associations

Think of as many words as you can that have to do with **family**. Use complete sentences, ".... is in a family."

☐ 2. Basic concepts

Learn what the word **corner** means. Practice giving and following directions with the word **corner** (for example: "Put the car on the corner of this piece of paper.").

☐ 3. Grammar

We add "**s**" to the ends of most words when there are more than one of them. Practice using plural "**s**": "I see three... (turkey, hat, pie)." Make up at least 3 sentences.

☐ 4. Describing

Describe your favorite **dessert**. What does it look, taste, and smell like? Describe it using 3 or more sentences.

☐ 5. Antonyms

Create 3 sentences using the following words and sentence frame:

(Wet, Yes, Outside) is the opposite of _____.

☐ 6. Story Comprehension

Read a story with an adult, then retell it and answer:

Who was the story about?

Where did the story take place?

What happened?

Why did it happen?

How did the story end?


Parent sign that you listened to your child do these activities: _____

Speech & Language Homework

Level 1—November: Week 2

Student:

Date:



Today I worked on:

My behavior was:

Thank you for helping your child practice his/her speech and language skills.

Please do these activities aloud. You do not need to write your answers.

Practice as many of these activities as you can this week. Check what you did, sign and return.

☐ 1. Associations

Name as many things that go on the kitchen table as you can. Use complete sentences, "You find a on the table."

☐ 2. Basic concepts

What does away from mean? Practice giving and following directions with the words away from (for example: "Move the car away from the truck.").

☐ 3. Grammar

We add "s" to the ends of most words when there are more than one of them. Practice counting items, while using plural /s/ on everything that is more than one (for example: "One book. Two books. Three books.").

☐ 4. Describing

Describe corn. What does it look, smell, feel, and taste like? Describe it in 3 or more sentences.

☐ 5. Antonyms

Create 3 sentences using the following words and sentence frame:

(Healthy, Give, Under) is the opposite of _____.

☐ 6. Story Comprehension

Read a story with an adult, then retell it and answer:

Who was the story about?

Where did the story take place?

What happened?

Why did it happen?

How did the story end?


Parent sign that you listened to your child do these activities: _____

Speech + Language Homework

Level 1—November: Week 3

Student:

Date:



Today I worked on:

My behavior was:

Thank you for helping your child practice his/her speech and language skills.

Please do these activities aloud. You do not need to write your answers.

Practice as many of these activities as you can this week. Check what you did, sign and return.

☐ 1. Associations

Name as many **Thanksgiving** items as you can. Use complete sentences, "A..... is a Thanksgiving item."

☐ 2. Basic concepts

What does **near** mean? Practice giving and following directions with the word **near** (for example: "Put the spoon near the fork.").

☐ 3. Grammar

Practice using plural **"s"** for everything you can find more than one of on your body (for example: "Two eyes. Ten toes. Ten fingers.").

☐ 4. Describing

What does your family do for Thanksgiving? Who do you see? What do you eat? Describe what you do in 3 or more sentences.

☐ 5. Antonyms

Create 3 sentences using the following words and sentence frame:

(Find, Hungry, Clean) is the opposite of _____.

☐ 6. Story Comprehension

Read a story with an adult, then retell it and answer:

Who was the story about?

Where did the story take place?

What happened?

Why did it happen?

How did the story end?


Parent sign that you listened to your child do these activities: _____

Speech & Language Homework

Level 1—November: Week 4

Student:

Date:



Today I worked on:

My behavior was:

Thank you for helping your child practice his/her speech and language skills.

Please do these activities aloud. You do not need to write your answers.

Practice as many of these activities as you can this week. Check what you did, sign and return.

☐ 1. Associations

Name as many things you find in the living room as you can. Use complete sentences, "You find a In the living room."

☐ 2. Basic concepts

What does into mean? Practice giving and following directions with the word into (for example: "Put the toy into the box.").

☐ 3. Grammar

We add "s" to the ends of most words when there are more than one of them. Practice labeling groups of things around your house (for example: "I see ten books.").

☐ 4. Describing

Describe a fall leaf. What does it look, smell, and feel like? Describe it in 3 or more sentences.

☐ 5. Antonyms

Create 3 sentences using the following words and sentence frame:

(Loose, Awake, More) is the opposite of _____.

☐ 6. Story Comprehension

Read a story with an adult, then retell it and answer:

Who was the story about?

Where did the story take place?

What happened?

Why did it happen?

How did the story end?

Parent sign that you listened to your child do these activities: _____

Speech + Language Homework


Level 2—November: Week 1

Student:

Date:

Today I worked on:

My behavior was:



Thank you for helping your child practice his/her speech and language skills.

Please do these activities aloud. You do not need to write your answers.

Practice as many of these activities as you can this week. Check what you did, sign and return.

☐ 1. Describing

Describe a **classroom**. What does it look and sound like? Where is it and what is it used for? Use 3 or more complete sentences.

☐ 2. Vocabulary

Learn a new word and use it in 2 different sentences.

The word I learned was: _____ (bare, float, peak)

Can you think of a synonym (word that means the same)?

Can you think of an antonym (word that means the opposite)?

☐ 3. Grammar

Some verbs are **irregular** in the past tense. This means they do not end with -ed. Use the following words in the past tense: "Yesterday I ...(eat, drink, drive)."

☐ 4. Think about and explain

Describe what you might see or hear on a farm. How is this different from what you might see or hear in the city?

☐ 5. Asking questions

Ask an adult whether or not they've ever been to a farm and what they did (or would like to do) there. Then ask at least 3 questions about what they said to explain, add details, or clarify. For example, you could ask, "How old were you? What were some things you saw?"

☐ 6. Story Comprehension

Read a story with an adult, then retell it and answer:

Who are the characters?

Where and when does the story take place?

What is the main problem?

What are all the major events of the story?

How is the problem solved?

Parent sign that you listened to your child do these activities: _____

Speech + Language Homework


Level 2—November: Week 2

Student:

Date:

Today I worked on:

My behavior was:



Thank you for helping your child practice his/her speech and language skills.

Please do these activities aloud. You do not need to write your answers.

Practice as many of these activities as you can this week. Check what you did, sign and return.

☐ 1. Describing

Describe a **turkey**. What does it look, smell, and sound like? Use 3 or more complete sentences.

☐ 2. Vocabulary

Learn a new word and use it in 2 different sentences.

The word I learned was: _____ (attention, evening, support)

Can you think of a synonym (word that means the same)?

Can you think of an antonym (word that means the opposite)?

☐ 3. Grammar

Some verbs are **irregular** in the past tense. This means they do not end with -ed. Use the following words in the past tense: "Yesterday I ...(see, wear, throw)."

☐ 4. Think about and explain

What is the yummiest food you've ever eaten? Where were you when you ate it? Describe how it tasted and how it made you feel.

☐ 5. Asking questions

Ask an adult about their favorite food. Then ask at least 3 questions about what they said to explain, add details, or clarify. For example, you could ask, "Do you know how to cook that food? Who makes that food the best?"

☐ 6. Story Comprehension

Read a story with an adult, then retell it and answer:

Who are the characters?

Where and when does the story take place?


What is the main problem?

What are all the major events of the story?

How is the problem solved?

Parent sign that you listened to your child do these activities: _____

Speech & Language Homework
Level 2—November: Week 3



Student:

Date:

Today I worked on:

My behavior was:

Thank you for helping your child practice his/her speech and language skills.

Please do these activities aloud. You do not need to write your answers.

Practice as many of these activities as you can this week. Check what you did, sign and return.

☐ 1. Describing

Describe your refrigerator. What does it look, smell, and feel like? What is it used for? Use 3 or more complete sentences.

☐ 2. Vocabulary

Learn a new word and use it in 2 different sentences.

The word I learned was: _____ (chew, fresh, past)

Can you think of a synonym (word that means the same)?

Can you think of an antonym (word that means the opposite)?

☐ 3. Grammar

Some verbs are **irregular** in the past tense. This means they do not end with -ed. Use the following words in the past tense: "Yesterday I ...(sing, give, come)."

☐ 4. Think about and explain

Talk about what you usually do for Thanksgiving. Do you celebrate this holiday? What traditions do you have? Use complete sentences.

☐ 5. Asking questions

Ask an adult about their Thanksgiving traditions as a child. Then ask at least 3 questions about what they said to explain, add details, or clarify. For example, you could ask, "What did you like doing best? What food did you enjoy the most?"

☐ 6. Story Comprehension

Read a story with an adult, then retell it and answer:

Who are the characters?

Where and when does the story take place?

What is the main problem?


What are all the major events of the story?

How is the problem solved?

Parent sign that you listened to your child do these activities: _____

Speech + Language Homework

Level 2—November: Week 4



Student:

Date:

Today I worked on:

My behavior was:

Thank you for helping your child practice his/her speech and language skills.

Please do these activities aloud. You do not need to write your answers.

Practice as many of these activities as you can this week. Check what you did, sign and return.

☐ 1. Describing

Describe your bathroom. What does it look, smell, and feel like? Use 3 or more complete sentences.

☐ 2. Vocabulary

Learn a new word and use it in 2 different sentences.

The word I learned was: _____ (consider, govern, skip)

Can you think of a synonym (word that means the same)?

Can you think of an antonym (word that means the opposite)?

☐ 3. Grammar

Some verbs are **irregular** in the past tense. This means they do not end with -ed. Use the following words in the past tense: "Yesterday I ... (fly, catch, pay)."

☐ 4. Think about and explain

Does your family enjoy shopping and buying gifts, or do you prefer to make gifts? Explain what you usually do and why you do it. Use complete sentences.

☐ 5. Asking questions

Ask an adult if they like to go shopping during the big holiday sales. Then ask at least 3 questions about what they said to explain, add details, or clarify. For example, you could ask, "Have you even gotten up in the middle of the night to go shopping?"

☐ 6. Story Comprehension

Read a story with an adult, then retell it and answer:

Who are the characters?

Where and when does the story take place?


What is the main problem?

What are all the major events of the story?

How is the problem solved?

Parent sign that you listened to your child do these activities: _____

Speech & Language Homework
Level 3—November: Week 1



Student: _____

Date: _____

Today I worked on: _____

My behavior was: _____

Thank you for helping your child practice his/her speech and language skills.

Please do these activities aloud. You do not need to write your answers.

Practice as many of these activities as you can this week. Check what you did, sign and return.

☐ 1. Idioms/Expressions

What does “**stuffed**” mean in the following sentence: “She ate all the turkey and now she is stuffed!” Make up your own sentence.

☐ 2. Vocabulary

Learn a new word and use it in 2 different sentences.

The word I learned was: _____ (clever, grace, pastime)

Can you think of a synonym (word that means the same)?

Can you think of an antonym (word that means the opposite)?

☐ 3. Grammar

A correlative conjunction compares two things in a positive (either/or) or negative (neither/nor) way. Think of 3 sentences using “**either/or**” (for example, “We will watch either *Shreck* or *Despicable Me* tonight.”).

☐ 4. Think about it and explain

Make up a fall adventure. Where would you go? What would you do? Is this a special thing to do in the fall or could you do it any time of year? Use complete sentences to describe.

☐ 5. Asking questions and summarizing

Ask an adult about a fall adventure they have had. Summarize what they told you and then ask at least 3 questions about what they said to explain, add details, or clarify.

☐ 6. Story Comprehension

Read a story with an adult, then retell it and answer:

Who are the characters? Compare/contrast the characters with those from other books.

Where and when does the story take place?

What are the problems in the story?


What are all the major events of the story?

How are the problems solved? Are some problems left unsolved?

Then explain why the story was interesting or what could have made it better.

Parent sign that you listened to your child do these activities: _____

Speech + Language Homework
Level 3—November: Week 2



Student: _____

Date: _____

Today I worked on: _____

My behavior was: _____

Thank you for helping your child practice his/her speech and language skills.

Please do these activities aloud. You do not need to write your answers.

Practice as many of these activities as you can this week. Check what you did, sign and return.

☐ 1. Idioms/Expressions

What does “cold turkey” mean in the following sentence: “I’m going to stop eating candy cold turkey.” Make up your own sentence.

☐ 2. Vocabulary

Learn a new word and use it in 2 different sentences.

The word I learned was: _____ (absorb, doze, privilege)

Can you think of a synonym (word that means the same)?

Can you think of an antonym (word that means the opposite)?

☐ 3. Grammar

A correlative conjunction compares two things in a positive (either/or) or negative (neither/nor) way. Think of 3 sentences using “either/or” (for example, “Lon will eat either pizza or chicken for dinner.”).

☐ 4. Think about it and explain

Explain how to cook something using step-by-step instructions. Start with the first step and end when the dish is complete. Use complete sentences.

☐ 5. Asking questions and summarizing

Ask an adult how to cook something. Summarize what they told you and then ask at least 3 questions about what they said to explain, add details, or clarify.

☐ 6. Story Comprehension

Read a story with an adult, then retell it and answer:

Who are the characters? Compare/contrast the characters with those from other books.

Where and when does the story take place?

What are the problems in the story?


What are all the major events of the story?

How are the problems solved? Are some problems left unsolved?

Then explain why the story was interesting or what could have made it better.

Parent sign that you listened to your child do these activities: _____

Speech & Language Homework
Level 3—November: Week 3



Student: _____

Date: _____

Today I worked on: _____

My behavior was: _____

Thank you for helping your child practice his/her speech and language skills.

Please do these activities aloud. You do not need to write your answers.

Practice as many of these activities as you can this week. Check what you did, sign and return.

☐ 1. Idioms/Expressions

What does “count your blessings” mean in the following sentences: “You should count your blessings! You have a great school, friends, and family.” Make up your own sentence.

☐ 2. Vocabulary

Learn a new word and use it in 2 different sentences.

The word I learned was: _____ (adopt, fortunate, resident)

Can you think of a synonym (word that means the same)?

Can you think of an antonym (word that means the opposite)?

☐ 3. Grammar

A correlative conjunction compares two things in a positive (either/or) or negative (neither/nor) way. Think of 3 sentences using “neither/nor” (for example, “Neither Jenny nor John want to clean the house.”).

☐ 4. Think about it and explain

Describe the best Thanksgiving you can imagine. Describe each part of the day and explain what would make it great. Use complete sentences.

☐ 5. Asking questions and summarizing

Ask an adult about the best Thanksgiving they have ever had. Summarize what they told you and then ask at least 3 questions about what they said to explain, add details, or clarify.

☐ 6. Story Comprehension

Read a story with an adult, then retell it and answer:

Who are the characters? Compare/contrast the characters with those from other books.

Where and when does the story take place?

What are the problems in the story?


What are all the major events of the story?

How are the problems solved? Are some problems left unsolved?

Then explain why the story was interesting or what could have made it better.

Parent sign that you listened to your child do these activities: _____

Speech & Language Homework
Level 3—November: Week 4



Student: _____

Date: _____

Today I worked on: _____

My behavior was: _____

Thank you for helping your child practice his/her speech and language skills.

Please do these activities aloud. You do not need to write your answers.

Practice as many of these activities as you can this week. Check what you did, sign and return.

☐ 1. Idioms/Expressions

What does “ants in your pants” mean in the following sentences: “Johnny had ants in his pants before his big test.” Make up your own sentence.

☐ 2. Vocabulary

Learn a new word and use it in 2 different sentences.

The word I learned was: _____ (chill, emphasize, bitter)

Can you think of a synonym (word that means the same)?

Can you think of an antonym (word that means the opposite)?

☐ 3. Grammar

A correlative conjunction compares two things in a positive (either/or) or negative (neither/nor) way. Think of 3 sentences using “neither/nor” (for example, “Neither Joe nor Steve want to wash the dishes.”).

☐ 4. Think about it and explain

Does your family do big shopping trips for the holidays right after Thanksgiving? Explain why or why not. Use complete sentences.

☐ 5. Asking questions and summarizing

Ask an adult if they enjoy shopping during the holidays. Summarize what they told you and then ask at least 3 questions about what they said to explain, add details, or clarify.

☐ 6. Story Comprehension

Read a story with an adult, then retell it and answer:

Who are the characters? Compare/contrast the characters with those from other books.

Where and when does the story take place?

What are the problems in the story?

What are all the major events of the story?

How are the problems solved? Are some problems left unsolved?

Then explain why the story was interesting or what could have made it better.

Parent sign that you listened to your child do these activities: _____