

Speech & Language Homework  
Level 1—September: Week 1



Student:

Date:

Today I worked on:

My behavior was:

Thank you for helping your child practice his/her speech and language skills.

**Please do these activities aloud. You do not need to write your answers.**

Practice as many of these activities as you can this week. Check what you did, sign and return.

☐ 1. Associations

Think of as many words as you can that have to do with school. Use complete sentences, "... is in a school."

☐ 2. Basic concepts

Learn what the word first means. Practice giving and following directions with the word first (for example: "First give me the pen.").

☐ 3. Grammar

We use the word "I" when we talk about ourselves. Make up 3 sentences and start each with the word "I".

☐ 4. Describing

Describe your classroom. What does it look, smell, and sound like? Describe it in 3 or more sentences.

☐ 5. Antonyms

Create 3 sentences using the following words and sentence frame:

(Little, Cold, Quiet) is the opposite of \_\_\_\_\_.

☐ 6. Story Comprehension

Read a story with an adult, then retell it and answer:

Who was the story about?

Where did the story take place?

What happened?


Why did it happen?

How did the story end?

Parent sign that you listened to your child do these activities: \_\_\_\_\_

# Speech + Language Homework

Level 1—September: Week 2



**Student:**

**Date:**

**Today I worked on:**

**My behavior was:**

Thank you for helping your child practice his/her speech and language skills.

**Please do these activities aloud. You do not need to write your answers.**

Practice as many of these activities as you can this week. Check what you did, sign and return.

☐ 1. Associations

Name as many things that are at the playground as you can. Use complete sentences, "You find a .....at the playground."

☐ 2. Basic concepts

What does next to mean? Practice giving and following directions with the words next to (for example: "Put the fork next to the spoon.").

☐ 3. Grammar

We use the word "you" when talking to someone else about that person. Make up 3 sentences and start each with the word "you".

☐ 4. Describing

Describe a crayon. What does it look, smell, and feel like? What do you use it for? Describe it in 3 or more sentences.

☐ 5. Antonyms

Create 3 sentences using the following words and sentence frame:

(Off, Closet, Go) is the opposite of \_\_\_\_\_.

☐ 6. Story Comprehension

Read a story with an adult, then retell it and answer:

Who was the story about?

Where did the story take place?

What happened?

Why did it happen?

How did the story end?

Parent sign that you listened to your child do these activities: \_\_\_\_\_

# Speech + Language Homework

Level 1—September: Week 3



**Student:**

**Date:**

**Today I worked on:**

**My behavior was:**

Thank you for helping your child practice his/her speech and language skills.

**Please do these activities aloud. You do not need to write your answers.**

Practice as many of these activities as you can this week. Check what you did, sign and return.

☐ 1. Associations

Name as many **fruits** as you can. Use complete sentences, "A..... is a fruit."

☐ 2. Basic concepts

What does **around** mean? Practice giving and following directions with the word **around** (for example: "Fly the airplane around the plate.").

☐ 3. Grammar

We use the word "**we**" when we are talking about a group of people, including ourselves. Make up 3 sentences and start each one with the word "**we**".

☐ 4. Describing

Describe an **apple**. What does it look, smell, feel and taste like? Describe it in 3 or more sentences.

☐ 5. Antonyms

Create 3 sentences using the following words and sentence frame:

(Front, Clean, In) is the opposite of \_\_\_\_\_.

☐ 6. Story Comprehension

Read a story with an adult, then retell it and answer:

Who was the story about?

Where did the story take place?

What happened?

Why did it happen?

How did the story end?

Parent sign that you listened to your child do these activities: \_\_\_\_\_

# Speech + Language Homework

Level 1—September: Week 4



Student:

Date:

Today I worked on:

My behavior was:

Thank you for helping your child practice his/her speech and language skills.

**Please do these activities aloud. You do not need to write your answers.**

Practice as many of these activities as you can this week. Check what you did, sign and return.

☐ 1. Associations

Name as many vegetables as you can. Use complete sentences, "A..... is a vegetable."

☐ 2. Basic concepts

What does behind mean? Practice giving and following directions with the word behind (for example: "Put the bear behind the doll.").

☐ 3. Grammar

We use the word "they" when we are talking about a group of people. Make up 3 sentences and start each one with the word "they".

☐ 4. Describing

Describe a tomato. What does it look, smell, feel and taste like? Describe it in 3 or more sentences.

☐ 5. Antonyms

Create 3 sentences using the following words and sentence frame:

(Safe, Rich, New) is the opposite of \_\_\_\_\_.

☐ 6. Story Comprehension

Read a story with an adult, then retell it and answer:

Who was the story about?

Where did the story take place?

What happened?

Why did it happen?

How did the story end?

Parent sign that you listened to your child do these activities: \_\_\_\_\_

# Speech & Language Homework

Level 2—September: Week 1



Student:

Date:

Today I worked on:

My behavior was:

Thank you for helping your child practice his/her speech and language skills.

**Please do these activities aloud. You do not need to write your answers.**

Practice as many of these activities as you can this week. Check what you did, sign and return.

☐ 1. Describing

Describe a library. What does it look like? What is it used for? Where is it located? Use 3 or more complete sentences.

☐ 2. Vocabulary

Learn a new word and use it in 2 different sentences.

The word I learned was: \_\_\_\_\_ (gaze, famous, pale)

Can you think of a synonym (word that means the same)?

Can you think of an antonym (word that means the opposite)?

☐ 3. Grammar

We can combine two sentences in a simple way by adding the word “**and**” (for example: “I went to the store and I bought some milk.”). Create 3 more sentences that use the word “and”.

☐ 4. Think about and explain

School has just begun. Tell someone all about your new teacher. What does he/she look, act, and sound like? Use complete sentences.

☐ 5. Asking questions

Ask an adult about their favorite teacher. Then ask at least 3 questions about what they said to explain, add details, or clarify. For example, you could ask, “What did this teacher do that made him/her your favorite?”

☐ 6. Story Comprehension

Read a story with an adult, then retell it and answer:

Who are the characters?

Where and when does the story take place?

What is the main problem?

What are all the major events of the story?

How is the problem solved?

Parent sign that you listened to your child do these activities: \_\_\_\_\_

Speech & Language Homework  
Level 2—September: Week 2



Student:

Date:

Today I worked on:

My behavior was:

Thank you for helping your child practice his/her speech and language skills.

**Please do these activities aloud. You do not need to write your answers.**

Practice as many of these activities as you can this week. Check what you did, sign and return.

☐ 1. Describing

Describe your school office. What does it look like, smell like, and sound like? Use 3 or more complete sentences.

☐ 2. Vocabulary

Learn a new word and use it in 2 different sentences.

The word I learned was: \_\_\_\_\_ (cliff, notice, tower)

Can you think of a synonym (word that means the same)?

Can you think of an antonym (word that means the opposite)?

☐ 3. Grammar

We can combine two sentences in a simple way by adding the word “and” (for example: “She likes milk and he likes cookies.”). Combine 3 more sentences with the word “and”.

☐ 4. Think about and explain

Talk about your favorite activity to do at recess. What do you like to do and why? Use complete sentences.

☐ 5. Asking questions

Ask an adult about their favorite recess activity when they were young. Then ask at least 3 questions about what they said to explain, add details, or clarify. For example, you could ask, “Who did you play the game with? What were the rules?”

☐ 6. Story Comprehension

Read a story with an adult, then retell it and answer:

Who are the characters?

Where and when does the story take place?

What is the main problem?

What are all the major events of the story?

How is the problem solved?

Parent sign that you listened to your child do these activities: \_\_\_\_\_



# Speech & Language Homework

Level 2—September: Week 3



**Student:**

**Date:**

**Today I worked on:**

**My behavior was:**

Thank you for helping your child practice his/her speech and language skills.

**Please do these activities aloud. You do not need to write your answers.**

Practice as many of these activities as you can this week. Check what you did, sign and return.

☐ 1. Describing

Describe an apple tree. What does it look, smell, and feel like? Use 3 or more complete sentences.

☐ 2. Vocabulary

Learn a new word and use it in 2 different sentences.

The word I learned was: \_\_\_\_\_ (crowd, nervous, warn)

Can you think of a synonym (word that means the same)?

Can you think of an antonym (word that means the opposite)?

☐ 3. Grammar

We can combine two sentences in a simple way by adding the word “and” (for example: “I made dinner and mom cleaned up.”). Combine 3 more sentences with the word “and”.

☐ 4. Think about and explain

Talk about your favorite kind of tree. Why is it your favorite? What does it look like? Does it lose its leaves in the fall? Use complete sentences.

☐ 5. Asking questions

Ask an adult about their favorite tree. Then ask at least 3 questions about what they said to explain, add details, or clarify. For example, you could ask, “Is it a good climbing tree?”

☐ 6. Story Comprehension

Read a story with an adult, then retell it and answer:

Who are the characters?

Where and when does the story take place?

What is the main problem?

What are all the major events of the story?

How is the problem solved?

Parent sign that you listened to your child do these activities: \_\_\_\_\_

Speech & Language Homework  
Level 2—September: Week 4



**Student:**

**Date:**

**Today I worked on:**

**My behavior was:**

Thank you for helping your child practice his/her speech and language skills.

**Please do these activities aloud. You do not need to write your answers.**

Practice as many of these activities as you can this week. Check what you did, sign and return.

☐ 1. Describing

Describe a **peach**. What does it look, smell, taste, and feel like? Use 3 or more complete sentences.

☐ 2. Vocabulary

Learn a new word and use it in 2 different sentences.

The word I learned was: \_\_\_\_\_ (bother, community, expect)

Can you think of a synonym (word that means the same)?

Can you think of an antonym (word that means the opposite)?

☐ 3. Grammar

We can combine two sentences in a simple way by adding the word “and” (for example: “He made an apple pie and baked it.”). Combine 3 more sentences with the word “and”.

☐ 4. Think about and explain

Talk about your favorite type of pie. Why is it your favorite? What does it taste like? Use complete sentences.

☐ 5. Asking questions

Ask an adult about their favorite pie. Then ask at least 3 questions about what they said to explain, add details, or clarify. For example, you could ask, “Have you ever baked this pie before?”

☐ 6. Story Comprehension

Read a story with an adult, then retell it and answer:

Who are the characters?

Where and when does the story take place?

What is the main problem?


What are all the major events of the story?

How is the problem solved?

Parent sign that you listened to your child do these activities: \_\_\_\_\_



Speech & Language Homework  
Level 3—September: Week 1



Student: \_\_\_\_\_

Date: \_\_\_\_\_

Today I worked on: \_\_\_\_\_

My behavior was: \_\_\_\_\_

Thank you for helping your child practice his/her speech and language skills.

**Please do these activities aloud. You do not need to write your answers.**

Practice as many of these activities as you can this week. Check what you did, sign and return.

☐ 1. Idioms/Expressions

What does “hang out” mean in the following sentence: “Let’s hang out tomorrow.” Make up your own sentence.

☐ 2. Vocabulary

Learn a new word and use it in 2 different sentences.

The word I learned was: \_\_\_\_\_ (average, elegant, swift)

Can you think of a synonym (word that means the same)?

Can you think of an antonym (word that means the opposite)?

☐ 3. Grammar

A complex sentence is a combination of an independent clause with at least one dependent clause. Think of 3 complex sentences using the word “after” (for example: “I will do my homework after I eat dinner.”).

☐ 4. Think about it and explain

What would your perfect school be like? Who would teach? How long would each class be? Answer in complete sentences.

☐ 5. Asking questions and summarizing

Ask another child what their perfect school would be. Summarize what they told you and then ask at least 3 questions about what they said to explain, add details, or clarify.

☐ 6. Story Comprehension

Read a story with an adult, then retell it and answer:

Who are the characters? Compare/contrast the characters with those from other books.

Where and when does the story take place?

What are the problems in the story?


What are all the major events of the story?

How are the problems solved? Are some problems left unsolved?

Then explain why the story was interesting or what could have made it better.

Parent sign that you listened to your child do these activities: \_\_\_\_\_

Speech + Language Homework  
Level 3—September: Week 2



Student: \_\_\_\_\_

Date: \_\_\_\_\_

Today I worked on: \_\_\_\_\_

My behavior was: \_\_\_\_\_

Thank you for helping your child practice his/her speech and language skills.

**Please do these activities aloud. You do not need to write your answers.**

Practice as many of these activities as you can this week. Check what you did, sign and return.

☐ 1. Idioms/Expressions

What does "the last straw" mean in the following sentence: "This is the last straw! You are no longer allowed to play that game ever again!" Make up your own sentence.

☐ 2. Vocabulary

Learn a new word and use it in 2 different sentences.

The word I learned was: \_\_\_\_\_ (habit, rare, vision)

Can you think of a synonym (word that means the same)?

Can you think of an antonym (word that means the opposite)?

☐ 3. Grammar

A complex sentence is a combination of an independent clause with at least one dependent clause. Think of 3 complex sentences using the word "although" (for example: "Although he is very hungry, he will not eat yet.").

☐ 4. Think about it and explain

If you were the school principal, what would you do? Answer in complete sentences.

☐ 5. Asking questions and summarizing

Ask an adult what they would do if they were school principal. Summarize what they told you and then ask at least 3 questions about what they said to explain, add details, or clarify.

☐ 6. Story Comprehension

Read a story with an adult, then retell it and answer:

Who are the characters? Compare/contrast the characters with those from other books.

Where and when does the story take place?

What are the problems in the story?


What are all the major events of the story?

How are the problems solved? Are some problems left unsolved?

Then explain why the story was interesting or what could have made it better.

Parent sign that you listened to your child do these activities: \_\_\_\_\_

Speech & Language Homework  
Level 3—September: Week 3



Student:

Date:

Today I worked on:

My behavior was:

Thank you for helping your child practice his/her speech and language skills.

**Please do these activities aloud. You do not need to write your answers.**

Practice as many of these activities as you can this week. Check what you did, sign and return.

☐ 1. Idioms/Expressions

What does "~~when~~ pigs fly" mean in the following sentence: "I will get my own phone when pigs fly!" Make up your own sentence.

☐ 2. Vocabulary

Learn a new word and use it in 2 different sentences.

The word I learned was: \_\_\_\_\_ (predator, border, ancient)

Can you think of a synonym (word that means the same)?

Can you think of an antonym (word that means the opposite)?

☐ 3. Grammar

A complex sentence is a combination of an independent clause with at least one dependent clause. Think of 3 complex sentences using the word "*since*" (for example: "Since her graduation, she has been very happy.").

☐ 4. Think about it and explain

What does a new student need to know about your school? Answer in complete sentences.

☐ 5. Asking questions and summarizing

Ask a teacher what they think a new student needs to know about the school. Summarize what they told you and then ask at least 3 questions about what they said to explain, add details, or clarify.

☐ 6. Story Comprehension

Read a story with an adult, then retell it and answer:

Who are the characters? Compare/contrast the characters with those from other books.

Where and when does the story take place?

What are the problems in the story?


What are all the major events of the story?

How are the problems solved? Are some problems left unsolved?

Then explain why the story was interesting or what could have made it better.

Parent sign that you listened to your child do these activities: \_\_\_\_\_

Speech & Language Homework  
Level 3—September: Week 4



Student:

Date:

Today I worked on:

My behavior was:

Thank you for helping your child practice his/her speech and language skills.

**Please do these activities aloud. You do not need to write your answers.**

Practice as many of these activities as you can this week. Check what you did, sign and return.

☐ 1. Idioms/Expressions

What does “*fresh as a daisy*” mean in the following sentence: “I am fresh as a daisy in the morning.” Make up your own sentence.

☐ 2. Vocabulary

Learn a new word and use it in 2 different sentences.

The word I learned was: \_\_\_\_\_ (wit, fury, revoke)

Can you think of a synonym (word that means the same)?

Can you think of an antonym (word that means the opposite)?

☐ 3. Grammar

A complex sentence is a combination of an independent clause with at least one dependent clause. Think of 3 complex sentences using the words “*even though*” (for example: “I smiled even though I felt sad inside.”).

☐ 4. Think about it and explain

If you were able to re-design your classroom, what would it look like? Answer in complete sentences.

☐ 5. Asking questions and summarizing

Ask another student how they would re-design their classroom if they could. Summarize what they told you and then ask at least 3 questions about what they said to explain, add details, or clarify.

☐ 6. Story Comprehension

Read a story with an adult, then retell it and answer:

Who are the characters? Compare/contrast the characters with those from other books.

Where and when does the story take place?

What are the problems in the story?

What are all the major events of the story?

How are the problems solved? Are some problems left unsolved?

Then explain why the story was interesting or what could have made it better.

Parent sign that you listened to your child do these activities: \_\_\_\_\_